

04/11/2013 13:47  
dsavo

TOWN OF TRUMBULL  
NEXT YEAR BUDGET HISTORICAL COMPARISON

PG 1  
bgnyrpts

PROJECTION: 20141 2013-14 BUDGET

FOR PERIOD 13

ACCOUNTS FOR:

GENERAL FUND		PRIOR FY3 ACTUALS	PRIOR FY2 ACTUALS	LAST FY1 ACTUALS	CY ACTUALS	CY REV BUDGET	PROJECTION LEVEL 4	PCT CHANGE
01	GENERAL GOVERNMENT							
01010000 TOWN COUNCIL								
<a href="#">01010000 522201</a>	CLERICAL	10,896.85	11,889.00	12,426.00	10,409.10	12,491.00	12,853.00	2.9%
<a href="#">01010000 522202</a>	PROFESSION	52,700.00	54,400.00	55,783.15	53,000.00	56,032.00	53,000.00	-5.4%
<a href="#">01010000 545501</a>	LEGAL NOTI	17,194.58	17,694.44	24,946.30	13,627.00	17,000.00	17,000.00	.0%
TOTAL TOWN COUNCIL		80,791.43	83,983.44	93,155.45	77,036.10	85,523.00	82,853.00	-3.1%



04/11/2013 13:47  
dsavo

TOWN OF TRUMBULL  
NEXT YEAR BUDGET HISTORICAL COMPARISON

PG 2  
bgnyrpts

PROJECTION: 20141 2013-14 BUDGET

FOR PERIOD 13

ACCOUNTS FOR:

GENERAL FUND		PRIOR FY3 ACTUALS	PRIOR FY2 ACTUALS	LAST FY1 ACTUALS	CY ACTUALS	CY REV BUDGET	PROJECTION LEVEL 4	PCT CHANGE
01010100 THE TRUMBULL NATURE COMMISSION								
<a href="#">01010100 522201</a>	SVS-CLRC	510.00	540.00	660.00	420.00	780.00	780.00	.0%
<a href="#">01010100 578801</a>	MNTNCE-SV	25.25	55.56	109.28	.00	114.00	114.00	.0%
<a href="#">01010100 578802</a>	MNTNCE-EQP	.00	27.78	.00	.00	.00	.00	.0%
<a href="#">01010100 590011</a>	UTIL-HEAT	2,720.48	3,526.18	2,115.21	3,042.69	3,597.00	3,705.00	3.0%
<a href="#">01010100 590012</a>	UTIL-ELECT	1,649.33	1,723.90	1,094.88	568.78	1,792.00	913.00	-49.1%
<a href="#">01010100 590013</a>	UTIL-WATER	563.16	659.51	239.77	178.57	426.00	502.00	17.8%
<a href="#">01010100 590014</a>	UTIL-PHONE	1,151.93	1,419.44	1,613.31	753.53	760.00	1,000.00	31.6%
TOTAL THE TRUMBULL NATURE CO		6,620.15	7,952.37	5,832.45	4,963.57	7,469.00	7,014.00	-6.1%



04/11/2013 13:47  
dsavo

TOWN OF TRUMBULL  
NEXT YEAR BUDGET HISTORICAL COMPARISON

PG 3  
bgnyrpts

PROJECTION: 20141 2013-14 BUDGET

FOR PERIOD 13

ACCOUNTS FOR:

GENERAL FUND		PRIOR FY3 ACTUALS	PRIOR FY2 ACTUALS	LAST FY1 ACTUALS	CY ACTUALS	CY REV BUDGET	PROJECTION LEVEL 4	PCT CHANGE
01010200	ETHICS COMMISSION							
<u>01010200</u>	<u>522201</u>							
	CLERICAL F	.00	.00	.00	.00	120.00	120.00	.0%
	TOTAL ETHICS COMMISSION	.00	.00	.00	.00	120.00	120.00	.0%



04/11/2013 13:47  
dsavo

TOWN OF TRUMBULL  
NEXT YEAR BUDGET HISTORICAL COMPARISON

PG 4  
bgnyrpts

PROJECTION: 20141 2013-14 BUDGET

FOR PERIOD 13

ACCOUNTS FOR:

GENERAL FUND		PRIOR FY3 ACTUALS	PRIOR FY2 ACTUALS	LAST FY1 ACTUALS	CY ACTUALS	CY REV BUDGET	PROJECTION LEVEL 4	PCT CHANGE
01010300 CHARTER REVISION								
<a href="#">01010300 522201</a>	SVS-CLRC	240.00	1,820.30	333.10	.00	.00	.00	.0%
<a href="#">01010300 522202</a>	SVS-PROF	.00	16,556.84	6,128.00	.00	.00	.00	.0%
<a href="#">01010300 545501</a>	COM-LEGAL	69.86	92.42	.00	.00	.00	.00	.0%
<a href="#">01010300 545502</a>	COM-PUB RP	.00	715.13	4,515.26	.00	.00	.00	.0%
TOTAL CHARTER REVISION		309.86	19,184.69	10,976.36	.00	.00	.00	.0%



04/11/2013 13:47  
dsavo

TOWN OF TRUMBULL  
NEXT YEAR BUDGET HISTORICAL COMPARISON

PG 5  
bgnyrpts

PROJECTION: 20141 2013-14 BUDGET

FOR PERIOD 13

ACCOUNTS FOR:

GENERAL FUND		PRIOR FY3 ACTUALS	PRIOR FY2 ACTUALS	LAST FY1 ACTUALS	CY ACTUALS	CY REV BUDGET	PROJECTION LEVEL 4	PCT CHANGE
01010400 FIRST SELECTMAN								
<a href="#">01010400 501101</a>	FULL TIME/	278,067.20	221,912.10	242,833.40	211,682.01	264,867.00	271,707.00	2.6%
<a href="#">01010400 501102</a>	SAL-PT/PER	12,327.04	21,085.13	3,188.88	.00	.00	.00	.0%
<a href="#">01010400 501106</a>	LONGEVITY	425.00	.00	.00	.00	.00	.00	.0%
<a href="#">01010400 522202</a>	PROFESSION	1,250.00	.00	.00	.00	.00	.00	.0%
<a href="#">01010400 556601</a>	PRF DV-SEM	10.00	1,346.83	1,700.76	31.75	4,000.00	3,500.00	-12.5%
<a href="#">01010400 567704</a>	EXPENSE AC	5,121.32	3,504.95	3,419.95	2,173.88	3,500.00	3,500.00	.0%
TOTAL FIRST SELECTMAN		297,200.56	247,849.01	251,142.99	213,887.64	272,367.00	278,707.00	2.3%



04/11/2013 13:47  
dsavo

TOWN OF TRUMBULL  
NEXT YEAR BUDGET HISTORICAL COMPARISON

PG 6  
bgnyrpts

PROJECTION: 20141 2013-14 BUDGET

FOR PERIOD 13

ACCOUNTS FOR:

GENERAL FUND		PRIOR FY3 ACTUALS	PRIOR FY2 ACTUALS	LAST FY1 ACTUALS	CY ACTUALS	CY REV BUDGET	PROJECTION LEVEL 4	PCT CHANGE
01010600 PROBATE								
<a href="#">01010600 522203</a>	ANCILLARY	3,738.00	2,832.00	2,832.00	2,832.00	2,832.00	2,832.00	.0%
<a href="#">01010600 534401</a>	OFFICE SUP	1,784.00	1,586.00	1,586.00	1,586.00	1,586.00	1,586.00	.0%
<a href="#">01010600 545504</a>	POSTAGE	2,832.00	2,718.00	2,718.00	2,718.00	2,718.00	2,718.00	.0%
<a href="#">01010600 556602</a>	PRF DV-PRF	1,231.00	2,039.00	2,039.00	2,039.00	2,039.00	.00	-100.0%
<a href="#">01010600 556604</a>	PRF DV-PUB	736.00	736.00	736.00	736.00	736.00	736.00	.0%
<a href="#">01010600 578801</a>	MNTNCE-SV	226.00	.00	.00	.00	.00	.00	.0%
<a href="#">01010600 581888</a>	CAPITAL OU	1,416.00	.00	.00	.00	.00	.00	.0%
<a href="#">01010600 589901</a>	ANNUAL REN	1,869.00	1,529.00	1,529.00	1,529.00	1,529.00	1,529.00	.0%
<a href="#">01010600 590014</a>	TELEPHONE	1,700.00	1,869.00	1,981.00	1,981.00	2,100.00	1,869.00	-11.0%
TOTAL PROBATE		15,532.00	13,309.00	13,421.00	13,421.00	13,540.00	11,270.00	-16.8%



04/11/2013 13:47  
dsavo

TOWN OF TRUMBULL  
NEXT YEAR BUDGET HISTORICAL COMPARISON

PG 7  
bgnyrpts

PROJECTION: 20141 2013-14 BUDGET

FOR PERIOD 13

ACCOUNTS FOR:

GENERAL FUND		PRIOR FY3 ACTUALS	PRIOR FY2 ACTUALS	LAST FY1 ACTUALS	CY ACTUALS	CY REV BUDGET	PROJECTION LEVEL 4	PCT CHANGE
01010800 ELECTIONS								
<a href="#">01010800 501101</a>	FULL TIME/	43,418.70	47,454.62	51,304.44	48,179.37	47,390.00	48,760.00	2.9%
<a href="#">01010800 501102</a>	SAL-PT/PER	17,260.46	17,516.38	17,778.28	7,169.27	18,596.00	18,980.00	2.1%
<a href="#">01010800 501105</a>	OVERTIME	606.06	1,481.40	1,858.67	1,983.05	1,500.00	1,632.00	8.8%
<a href="#">01010800 522202</a>	PROFESSION	2,548.00	3,946.00	4,930.81	3,245.01	4,850.00	2,200.00	-54.6%
<a href="#">01010800 522203</a>	ANCILLARY	19,116.97	42,240.00	32,165.00	29,613.65	33,615.00	15,750.00	-53.1%
<a href="#">01010800 522205</a>	PROGRAMEXP	7,702.51	9,158.88	14,932.84	12,402.02	16,904.00	9,456.00	-44.1%
<a href="#">01010800 534402</a>	PROGRAM SU	5,238.73	5,984.13	5,981.46	8,246.00	9,980.00	6,680.00	-33.1%
<a href="#">01010800 545501</a>	LEGAL NOTI	.00	114.98	.00	56.60	325.00	325.00	.0%
<a href="#">01010800 545504</a>	POSTAGE	3,325.00	3,300.00	3,304.50	5,354.00	3,910.00	4,170.00	6.6%
<a href="#">01010800 556601</a>	PRF DV-SEM	.00	475.00	369.97	345.00	780.00	780.00	.0%
<a href="#">01010800 556602</a>	PRF DV-PRF	110.00	120.00	130.00	122.00	150.00	150.00	.0%
<a href="#">01010800 556603</a>	PRF DV-INS	225.00	.00	.00	.00	.00	.00	.0%
<a href="#">01010800 556605</a>	PRF DV-TRP	135.50	217.76	59.94	222.76	500.00	542.00	8.4%
<a href="#">01010800 578801</a>	MNTNCE-SV	.00	.00	.00	.00	.00	2,000.00	.0%
<a href="#">01010800 578803</a>	PROGRAM-RE	.00	600.00	.00	.00	.00	.00	.0%
<a href="#">01010800 581888</a>	CAPITAL OU	.00	.00	.00	856.06	500.00	500.00	.0%
<a href="#">01010800 590014</a>	TELEPHONE	1,488.76	2,700.22	3,500.00	2,166.18	2,500.00	3,193.00	27.7%
TOTAL ELECTIONS		101,175.69	135,309.37	136,315.91	119,960.97	141,500.00	115,118.00	-18.6%



04/11/2013 13:47  
dsavo

TOWN OF TRUMBULL  
NEXT YEAR BUDGET HISTORICAL COMPARISON

PG 8  
bgnyrpts

PROJECTION: 20141 2013-14 BUDGET

FOR PERIOD 13

ACCOUNTS FOR:

GENERAL FUND		PRIOR FY3 ACTUALS	PRIOR FY2 ACTUALS	LAST FY1 ACTUALS	CY ACTUALS	CY REV BUDGET	PROJECTION LEVEL 4	PCT CHANGE
01011000 FINANCE DEPARTMENT								
<a href="#">01011000 501101</a>	FULL TIME/	450,093.39	422,790.51	457,818.49	336,285.52	464,688.00	486,516.00	4.7%
<a href="#">01011000 501102</a>	PART TIME/	20,185.43	21,297.18	49,779.69	40,024.56	50,700.00	48,706.00	-3.9%
<a href="#">01011000 501103</a>	SAL-SEASON	13,733.75	39,122.04	1,975.44	.00	.00	.00	.0%
<a href="#">01011000 501105</a>	OVERTIME	728.71	12.81	7.55	981.14	984.00	500.00	-49.2%
<a href="#">01011000 501106</a>	LONGEVITY	1,275.00	1,050.00	625.00	425.00	625.00	625.00	.0%
<a href="#">01011000 522202</a>	SVS-PROF	13,150.00	2,850.00	.00	6,800.00	6,800.00	.00	-100.0%
<a href="#">01011000 556601</a>	PRF DV-SEM	305.00	352.00	460.00	860.00	2,800.00	2,000.00	-28.6%
<a href="#">01011000 556602</a>	PRF DV-PRF	380.00	380.00	380.00	380.00	470.00	470.00	.0%
<a href="#">01011000 556603</a>	PRF DV-INS	.00	.00	4,916.55	.00	2,000.00	2,000.00	.0%
<a href="#">01011000 556604</a>	PRF DV-PUB	309.19	138.00	442.81	327.66	300.00	350.00	16.7%
<a href="#">01011000 567704</a>	TRNSP-EXP	293.79	265.95	285.92	284.11	300.00	300.00	.0%
TOTAL FINANCE DEPARTMENT		500,454.26	488,258.49	516,691.45	386,367.99	529,667.00	541,467.00	2.2%





04/11/2013 13:47  
dsavo

TOWN OF TRUMBULL  
NEXT YEAR BUDGET HISTORICAL COMPARISON

PG 9  
bgnyrpts

PROJECTION: 20141 2013-14 BUDGET

FOR PERIOD 13

ACCOUNTS FOR:

GENERAL FUND		PRIOR FY3 ACTUALS	PRIOR FY2 ACTUALS	LAST FY1 ACTUALS	CY ACTUALS	CY REV BUDGET	PROJECTION LEVEL 4	PCT CHANGE
01011400 BOARD OF FINANCE								
<a href="#">01011400 501101</a>	FULL TIME/	17,136.83	65,976.29	68,537.09	57,409.38	72,012.00	72,012.00	.0%
<a href="#">01011400 522201</a>	CLERICAL F	2,250.00	2,000.00	2,125.00	875.00	3,125.00	3,125.00	.0%
<a href="#">01011400 545501</a>	LEGAL NOTI	923.00	904.50	1,839.50	913.50	1,000.00	1,000.00	.0%
<a href="#">01011400 556602</a>	PRF DV-PRF	100.00	100.00	110.00	125.00	140.00	140.00	.0%
TOTAL BOARD OF FINANCE		20,409.83	68,980.79	72,611.59	59,322.88	76,277.00	76,277.00	.0%



04/11/2013 13:47  
dsavo

TOWN OF TRUMBULL  
NEXT YEAR BUDGET HISTORICAL COMPARISON

PG 10  
bgnyrpts

PROJECTION: 20141 2013-14 BUDGET

FOR PERIOD 13

ACCOUNTS FOR:

GENERAL FUND		PRIOR FY3 ACTUALS	PRIOR FY2 ACTUALS	LAST FY1 ACTUALS	CY ACTUALS	CY REV BUDGET	PROJECTION LEVEL 4	PCT CHANGE
01011600 TAX ASSESSOR								
<a href="#">01011600 501101</a>	FULL TIME/	233,137.16	226,665.19	238,826.09	188,798.20	245,745.00	248,430.00	1.1%
<a href="#">01011600 501102</a>	SAL-PT/PER	17,095.14	29,494.50	31,043.47	21,417.12	31,180.00	32,084.00	2.9%
<a href="#">01011600 501103</a>	SEASONAL/T	1,529.64	.00	.00	.00	.00	.00	.0%
<a href="#">01011600 501105</a>	SAL-OVRTIM	1,722.21	.00	3,370.00	518.91	2,500.00	2,250.00	-10.0%
<a href="#">01011600 501106</a>	LONGEVITY	625.00	.00	.00	.00	.00	.00	.0%
<a href="#">01011600 501888</a>	UNIFORM AL	.00	.00	.00	.00	150.00	150.00	.0%
<a href="#">01011600 522202</a>	PROFESSION	10,668.01	5,000.00	9,900.00	25,757.54	35,000.00	75,000.00	114.3%
<a href="#">01011600 522204</a>	SVS-CONTRC	17,775.00	18,155.00	18,175.00	18,450.00	19,250.00	20,310.00	5.5%
<a href="#">01011600 534402</a>	PROGRAM SU	565.00	890.00	77.42	1,133.60	830.00	830.00	.0%
<a href="#">01011600 545501</a>	LEGAL NOTI	185.06	190.70	206.74	385.80	225.00	225.00	.0%
<a href="#">01011600 556601</a>	PRF DV-SEM	3,449.75	3,249.99	4,719.50	2,926.00	4,935.00	4,750.00	-3.7%
<a href="#">01011600 556602</a>	PRF DV-PRF	396.25	440.00	325.00	.00	525.00	500.00	-4.8%
<a href="#">01011600 567703</a>	TRAVEL REI	119.35	.00	.00	.00	.00	.00	.0%
<a href="#">01011600 581888</a>	CAPITAL OU	.00	.00	149,181.21	.00	.00	.00	.0%
TOTAL TAX ASSESSOR		287,267.57	284,085.38	455,824.43	259,387.17	340,340.00	384,529.00	13.0%



04/11/2013 13:47  
dsavo

TOWN OF TRUMBULL  
NEXT YEAR BUDGET HISTORICAL COMPARISON

PG 11  
bgnyrpts

PROJECTION: 20141 2013-14 BUDGET

FOR PERIOD 13

ACCOUNTS FOR:

GENERAL FUND		PRIOR FY3 ACTUALS	PRIOR FY2 ACTUALS	LAST FY1 ACTUALS	CY ACTUALS	CY REV BUDGET	PROJECTION LEVEL 4	PCT CHANGE
01011800 BOARD OF ASSESSMENT APPEALS								
<a href="#">01011800 522201</a>	CLERICAL F	1,255.20	420.00	2,131.33	399.74	6,275.00	5,000.00	-20.3%
<a href="#">01011800 545501</a>	LEGAL NOTI	394.96	418.96	201.44	1,669.72	650.00	650.00	.0%
<a href="#">01011800 556601</a>	PRF DV-SEM	50.00	.00	.00	.00	200.00	200.00	.0%
TOTAL BOARD OF ASSESSMENT AP		1,700.16	838.96	2,332.77	2,069.46	7,125.00	5,850.00	-17.9%



04/11/2013 13:47  
dsavo

TOWN OF TRUMBULL  
NEXT YEAR BUDGET HISTORICAL COMPARISON

PG 12  
bgnyrpts

PROJECTION: 20141 2013-14 BUDGET

FOR PERIOD 13

ACCOUNTS FOR:

GENERAL FUND		PRIOR FY3 ACTUALS	PRIOR FY2 ACTUALS	LAST FY1 ACTUALS	CY ACTUALS	CY REV BUDGET	PROJECTION LEVEL 4	PCT CHANGE
01012000 TAX COLLECTOR								
<a href="#">01012000 501101</a>	FULL TIME/	234,545.93	230,397.03	269,519.81	215,474.82	278,562.00	281,028.00	.9%
<a href="#">01012000 501102</a>	PART TIME/	7,757.94	8,089.70	14,425.18	15,221.66	18,962.00	22,621.00	19.3%
<a href="#">01012000 501103</a>	SEASONAL/T	.00	15,667.20	.00	.00	.00	.00	.0%
<a href="#">01012000 501105</a>	OVERTIME	901.65	4,959.45	3,672.12	3,781.92	3,782.00	4,000.00	5.8%
<a href="#">01012000 501106</a>	LONGEVITY	425.00	425.00	425.00	425.00	425.00	425.00	.0%
<a href="#">01012000 522203</a>	SVS-ANCLRY	10,857.00	11,121.21	11,299.35	9,965.42	11,200.00	11,480.00	2.5%
<a href="#">01012000 522204</a>	SVS-CONTRC	17,756.58	21,596.02	16,093.85	13,394.96	18,360.00	19,775.00	7.7%
<a href="#">01012000 534401</a>	OFFICE SUP	7,866.30	6,572.27	5,557.92	3,542.17	10,000.00	10,000.00	.0%
<a href="#">01012000 545501</a>	LEGAL NOTI	2,449.30	1,780.86	2,195.06	1,559.86	3,750.00	3,750.00	.0%
<a href="#">01012000 545504</a>	POSTAGE	17,141.95	17,139.39	17,236.55	148.00	21,003.00	26,003.00	23.8%
<a href="#">01012000 556601</a>	PRF DV-SEM	423.00	314.00	346.00	353.00	550.00	550.00	.0%
<a href="#">01012000 556602</a>	PRF DV-PRF	150.00	175.00	175.00	25.00	240.00	240.00	.0%
<a href="#">01012000 556604</a>	PRF DV-PUB	278.00	278.00	.00	.00	278.00	.00	-100.0%
<a href="#">01012000 581888</a>	CAP OUTLAY	.00	.00	.00	568.77	.00	.00	.0%
TOTAL TAX COLLECTOR		300,552.65	318,515.13	340,945.84	264,460.58	367,112.00	379,872.00	3.5%



04/11/2013 13:47  
dsavo

TOWN OF TRUMBULL  
NEXT YEAR BUDGET HISTORICAL COMPARISON

PG 13  
bgnyrpts

PROJECTION: 20141 2013-14 BUDGET

FOR PERIOD 13

ACCOUNTS FOR:

GENERAL FUND		PRIOR FY3 ACTUALS	PRIOR FY2 ACTUALS	LAST FY1 ACTUALS	CY ACTUALS	CY REV BUDGET	PROJECTION LEVEL 4	PCT CHANGE
01012200 PURCHASING								
<a href="#">01012200 501101</a>	FULL TIME/	70,080.80	70,944.11	73,251.37	56,479.86	72,979.00	72,979.00	.0%
<a href="#">01012200 501106</a>	LONGEVITY	200.00	200.00	200.00	200.00	200.00	200.00	.0%
<a href="#">01012200 545501</a>	LEGAL NOTI	4,880.20	5,300.35	8,437.04	5,619.52	4,000.00	6,300.00	57.5%
<a href="#">01012200 556601</a>	PRF DV-SEM	.00	.00	130.00	.00	100.00	100.00	.0%
<a href="#">01012200 556602</a>	PRF DV-PRF	30.00	.00	60.00	30.00	30.00	30.00	.0%
TOTAL PURCHASING		75,191.00	76,444.46	82,078.41	62,329.38	77,309.00	79,609.00	3.0%



04/11/2013 13:47  
dsavo

TOWN OF TRUMBULL  
NEXT YEAR BUDGET HISTORICAL COMPARISON

PG 14  
bgnyrpts

PROJECTION: 20141 2013-14 BUDGET

FOR PERIOD 13

ACCOUNTS FOR:

GENERAL FUND		PRIOR FY3 ACTUALS	PRIOR FY2 ACTUALS	LAST FY1 ACTUALS	CY ACTUALS	CY REV BUDGET	PROJECTION LEVEL 4	PCT CHANGE
01012400	TREASURER							
<a href="#">01012400 501101</a>	FULL TIME/	21,491.81	21,205.20	21,507.98	16,655.60	21,652.00	22,100.00	2.1%
	TOTAL TREASURER	21,491.81	21,205.20	21,507.98	16,655.60	21,652.00	22,100.00	2.1%



04/11/2013 13:47  
dsavo

TOWN OF TRUMBULL  
NEXT YEAR BUDGET HISTORICAL COMPARISON

PG 15  
bgnyrpts

PROJECTION: 20141 2013-14 BUDGET

FOR PERIOD 13

ACCOUNTS FOR:

GENERAL FUND		PRIOR FY3 ACTUALS	PRIOR FY2 ACTUALS	LAST FY1 ACTUALS	CY ACTUALS	CY REV BUDGET	PROJECTION LEVEL 4	PCT CHANGE
01012600 TECHNOLOGY								
<a href="#">01012600 501101</a>	FULL TIME/	129,538.74	156,422.82	76,918.33	106,936.28	140,325.00	215,766.00	53.8%
<a href="#">01012600 501102</a>	SAL-PT/PER	25,815.78	11,409.53	23,387.63	16,485.49	24,113.00	24,812.00	2.9%
<a href="#">01012600 501105</a>	OVERTIME	978.09	3,381.62	1,976.37	6,862.33	.00	.00	.0%
<a href="#">01012600 522202</a>	PROFESSION	.00	.00	16,500.00	.00	.00	.00	.0%
<a href="#">01012600 522204</a>	CONTRACTUA	87,860.23	101,444.36	149,153.18	155,970.86	169,013.00	213,176.00	26.1%
<a href="#">01012600 556601</a>	PRF DV-SEM	.00	25.00	96.65	30.00	180.00	10,380.00	5666.7%
<a href="#">01012600 556602</a>	PRF DV-PRF	.00	.00	.00	.00	35.00	185.00	428.6%
<a href="#">01012600 556603</a>	PRF DV-INS	.00	.00	.00	.00	.00	9,500.00	.0%
<a href="#">01012600 578802</a>	EQUIPMENT/	2,240.28	4,795.93	3,501.88	4,609.95	5,000.00	5,000.00	.0%
<a href="#">01012600 581888</a>	CAP OUTLAY	5,904.29	19,510.10	170,727.90	67,917.97	102,178.00	172,160.00	68.5%
TOTAL TECHNOLOGY		252,337.41	296,989.36	442,261.94	358,812.88	440,844.00	650,979.00	47.7%



04/11/2013 13:47  
dsavo

TOWN OF TRUMBULL  
NEXT YEAR BUDGET HISTORICAL COMPARISON

PG 16  
bgnyrpts

PROJECTION: 20141 2013-14 BUDGET

FOR PERIOD 13

ACCOUNTS FOR:

GENERAL FUND		PRIOR FY3 ACTUALS	PRIOR FY2 ACTUALS	LAST FY1 ACTUALS	CY ACTUALS	CY REV BUDGET	PROJECTION LEVEL 4	PCT CHANGE
01012800 TOWN ATTORNEYS								
<a href="#">01012800 501101</a>	FULL TIME/	97,537.48	.00	.00	.00	.00	.00	.0%
<a href="#">01012800 522201</a>	CLERICAL F	2,000.00	.00	.00	.00	.00	.00	.0%
<a href="#">01012800 522202</a>	PROFESSION	56,161.18	234,999.96	300,000.00	237,500.00	300,000.00	312,000.00	4.0%
<a href="#">01012800 522203</a>	ANCILLARY	3,610.54	.00	.00	.00	.00	.00	.0%
<a href="#">01012800 534401</a>	OFFICE SUP	1,510.00	.00	.00	.00	.00	.00	.0%
<a href="#">01012800 545504</a>	POSTAGE	437.48	.00	.00	.00	.00	.00	.0%
TOTAL TOWN ATTORNEYS		161,256.68	234,999.96	300,000.00	237,500.00	300,000.00	312,000.00	4.0%





04/11/2013 13:47  
dsavo

TOWN OF TRUMBULL  
NEXT YEAR BUDGET HISTORICAL COMPARISON

PG 17  
bgnyrpts

PROJECTION: 20141 2013-14 BUDGET

FOR PERIOD 13

ACCOUNTS FOR:

GENERAL FUND		PRIOR FY3 ACTUALS	PRIOR FY2 ACTUALS	LAST FY1 ACTUALS	CY ACTUALS	CY REV BUDGET	PROJECTION LEVEL 4	PCT CHANGE
01013000 HUMAN RESOURCES								
<a href="#">01013000 501101</a>	FULL TIME/	102,202.54	105,295.10	113,374.11	89,067.25	115,787.00	117,844.00	1.8%
<a href="#">01013000 501105</a>	SAL-OVRTIM	.00	.00	386.90	1,091.31	734.00	2,000.00	172.5%
<a href="#">01013000 501106</a>	LONGEVITY	.00	200.00	200.00	200.00	200.00	200.00	.0%
<a href="#">01013000 522201</a>	CLERICAL F	180.00	420.00	240.00	120.00	420.00	420.00	.0%
<a href="#">01013000 522202</a>	PROFESSION	75,377.90	75,094.85	75,640.94	45,737.71	79,416.00	80,150.00	.9%
<a href="#">01013000 522203</a>	SVS-ANCLRY	45,316.70	4,634.13	399.55	.00	3,000.00	3,000.00	.0%
<a href="#">01013000 545501</a>	LEGAL NOTI	2,017.37	2,803.78	5,260.42	2,760.81	5,500.00	5,500.00	.0%
<a href="#">01013000 556602</a>	PRF DV-PRF	.00	.00	91.00	80.00	175.00	175.00	.0%
<a href="#">01013000 556604</a>	PRF DV-PUB	.00	.00	229.65	179.70	560.00	560.00	.0%
TOTAL HUMAN RESOURCES		225,094.51	188,447.86	195,822.57	139,236.78	205,792.00	209,849.00	2.0%



04/11/2013 13:47  
dsavo

TOWN OF TRUMBULL  
NEXT YEAR BUDGET HISTORICAL COMPARISON

PG 18  
bgnyrpts

PROJECTION: 20141 2013-14 BUDGET

FOR PERIOD 13

ACCOUNTS FOR:

GENERAL FUND		PRIOR FY3 ACTUALS	PRIOR FY2 ACTUALS	LAST FY1 ACTUALS	CY ACTUALS	CY REV BUDGET	PROJECTION LEVEL 4	PCT CHANGE
01013400	EMPLOYEE BENEFITS							
<a href="#">01013400 511150</a>	FRNGE-FICA	1,358,444.45	1,450,989.41	1,394,202.39	1,192,409.95	1,378,736.00	1,550,939.00	12.5%
<a href="#">01013400 511151</a>	FRINGE-M/D	4,271,728.16	4,693,804.95	4,584,682.03	4,238,015.63	5,195,355.00	5,132,244.00	-1.2%
<a href="#">01013400 511152</a>	FRINGE-WC	1,276,091.07	1,063,872.27	1,254,479.73	802,529.79	952,765.00	975,000.00	2.3%
<a href="#">01013400 511153</a>	FRINGE-UN	71,650.00	42,169.00	112,457.00	47,899.00	120,000.00	78,000.00	-35.0%
<a href="#">01013400 511154</a>	FB-MEDADM	14,114.28	13,563.20	13,187.63	9,011.57	16,300.00	14,400.00	-11.7%
<a href="#">01013400 511155</a>	FRINGE-LIF	39,459.79	42,557.36	42,686.99	36,739.02	46,100.00	43,500.00	-5.6%
<a href="#">01013400 511159</a>	FRINGE-CLE	180.00	240.00	240.00	180.00	600.00	600.00	.0%
<a href="#">01013400 522106</a>	PENS-POL	1,250,000.00	1,350,000.00	1,450,000.00	1,200,000.00	1,600,000.00	1,700,000.00	6.3%
<a href="#">01013400 522107</a>	PEN-TN&BE	2,025,000.00	2,325,000.00	3,000,000.00	3,700,000.00	3,700,000.00	4,576,000.00	23.7%
<a href="#">01013400 522108</a>	POLRETMED	35,000.00	35,000.00	38,000.00	145,000.00	145,000.00	160,000.00	10.3%
<a href="#">01013400 522110</a>	DEFCONTR	.00	.00	12,274.39	30,098.90	35,000.00	35,000.00	.0%
<a href="#">01013400 522202</a>	SVS-PROF	20,183.15	43,481.75	23,231.45	46,909.55	36,350.00	21,880.00	-39.8%
	TOTAL EMPLOYEE BENEFITS	10,361,850.90	11,060,677.94	11,925,441.61	11,448,793.41	13,226,206.00	14,287,563.00	8.0%



04/11/2013 13:47  
dsavo

TOWN OF TRUMBULL  
NEXT YEAR BUDGET HISTORICAL COMPARISON

PG 19  
bgnyrpts

PROJECTION: 20141 2013-14 BUDGET

FOR PERIOD 13

ACCOUNTS FOR:

GENERAL FUND		PRIOR FY3 ACTUALS	PRIOR FY2 ACTUALS	LAST FY1 ACTUALS	CY ACTUALS	CY REV BUDGET	PROJECTION LEVEL 4	PCT CHANGE
01013600 TOWN CLERK								
<a href="#">01013600 501101</a>	FULL TIME/	165,270.78	167,479.69	171,887.74	164,956.77	214,205.00	218,702.00	2.1%
<a href="#">01013600 501102</a>	PART TIME/	12,395.64	13,481.20	13,744.46	.00	.00	.00	.0%
<a href="#">01013600 501103</a>	SEASONAL/T	2,572.80	3,677.40	7,126.00	.00	.00	.00	.0%
<a href="#">01013600 501105</a>	OVERTIME	1,073.24	3,049.34	2,643.79	5,491.27	3,500.00	3,500.00	.0%
<a href="#">01013600 501106</a>	LONGEVITY	850.00	850.00	850.00	850.00	850.00	850.00	.0%
<a href="#">01013600 522204</a>	SVS-CONTRC	18,615.48	19,964.95	22,000.00	22,000.00	22,000.00	26,400.00	20.0%
<a href="#">01013600 522205</a>	PROGRAMEXP	3,221.47	2,880.00	2,880.00	4,363.92	3,500.00	3,500.00	.0%
<a href="#">01013600 534402</a>	PROGRAM SU	1,365.00	1,780.00	1,995.50	2,745.42	3,200.00	3,200.00	.0%
<a href="#">01013600 545501</a>	LEGAL NOTI	3,051.86	1,575.90	3,132.42	412.60	3,000.00	3,000.00	.0%
<a href="#">01013600 556601</a>	PRF DV-SEM	844.00	481.00	924.00	940.00	1,480.00	2,080.00	40.5%
<a href="#">01013600 556602</a>	PROFESSION	130.00	455.00	505.00	595.00	595.00	620.00	4.2%
<a href="#">01013600 578801</a>	SERVICE CO	355.50	323.93	.00	.00	250.00	250.00	.0%
<a href="#">01013600 578803</a>	PROGRAM-RE	1,478.77	2,513.41	2,500.00	1,897.04	2,500.00	2,500.00	.0%
TOTAL TOWN CLERK		211,224.54	218,511.82	230,188.91	204,252.02	255,080.00	264,602.00	3.7%



04/11/2013 13:47  
dsavo

TOWN OF TRUMBULL  
NEXT YEAR BUDGET HISTORICAL COMPARISON

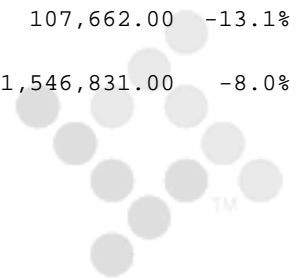
PG 20  
bgnyrpts

PROJECTION: 20141 2013-14 BUDGET

FOR PERIOD 13

ACCOUNTS FOR:

GENERAL FUND		PRIOR FY3 ACTUALS	PRIOR FY2 ACTUALS	LAST FY1 ACTUALS	CY ACTUALS	CY REV BUDGET	PROJECTION LEVEL 4	PCT CHANGE
01013800 TOWN HALL								
<a href="#">01013800 501116</a>	CONTINGENC	-27,742.55	.00	54,187.00	.00	484,322.00	282,600.00	-41.7%
<a href="#">01013800 511160</a>	P&L INS	1,142,806.75	820,851.04	955,224.57	760,041.21	842,921.00	921,523.00	9.3%
<a href="#">01013800 522202</a>	PROFESSION	12,000.00	3,082.20	78,587.00	.00	.00	.00	.0%
<a href="#">01013800 522205</a>	PROGRAM EX	.00	.00	12,690.66	44.22	15,000.00	12,000.00	-20.0%
<a href="#">01013800 522208</a>	CONTRIBUT	28,839.00	30,339.00	8,100.00	10,500.00	16,250.00	12,750.00	-21.5%
<a href="#">01013800 534401</a>	OFFICE SUP	39,159.08	37,648.15	37,400.38	36,832.36	36,000.00	36,000.00	.0%
<a href="#">01013800 534402</a>	PROGRAM SU	1,828.67	903.45	526.59	413.30	1,200.00	1,000.00	-16.7%
<a href="#">01013800 534403</a>	MTLS-CLNG	3,761.60	661.11	1,315.96	1,082.49	1,000.00	1,000.00	.0%
<a href="#">01013800 545502</a>	PUBLIC REP	2,861.73	372.36	.00	.00	1,500.00	1,000.00	-33.3%
<a href="#">01013800 545504</a>	POSTAGE	43,304.34	40,977.34	42,491.09	39,712.79	42,000.00	40,000.00	-4.8%
<a href="#">01013800 578801</a>	SERVICE CO	17,581.88	6,050.54	7,155.92	6,624.88	9,751.00	10,650.00	9.2%
<a href="#">01013800 578802</a>	EQUIPMENT/	30,725.51	33,109.84	.00	.00	.00	.00	.0%
<a href="#">01013800 578804</a>	REFUSE REM	1,921.88	1,978.56	2,165.96	1,660.90	4,167.00	2,053.00	-50.7%
<a href="#">01013800 578805</a>	XTRA ITEM	.00	500,242.45	.00	.00	.00	.00	.0%
<a href="#">01013800 581888</a>	CAPITAL OU	.00	9,544.42	4,731.28	5,500.00	5,500.00	.00	-100.0%
<a href="#">01013800 581889</a>	CAP&NONREC	20,000.00	.00	20,000.00	.00	.00	.00	.0%
<a href="#">01013800 589901</a>	ANNUAL REN	3,751.44	2,195.16	2,346.66	2,522.87	2,200.00	21,676.00	885.3%
<a href="#">01013800 590011</a>	HEAT	12,243.78	12,413.26	10,392.14	9,005.35	13,413.00	13,815.00	3.0%
<a href="#">01013800 590012</a>	ELECTRICIT	74,808.41	77,527.79	73,291.49	62,595.23	81,241.00	81,144.00	-.1%
<a href="#">01013800 590013</a>	WATER	1,962.90	1,700.57	2,039.86	1,740.74	1,744.00	1,958.00	12.3%
<a href="#">01013800 590014</a>	TELEPHONE	115,622.25	117,632.36	128,465.51	82,522.08	123,873.00	107,662.00	-13.1%
TOTAL TOWN HALL		1,525,436.67	1,697,229.60	1,441,112.07	1,020,798.42	1,682,082.00	1,546,831.00	-8.0%



04/11/2013 13:47  
dsavo

TOWN OF TRUMBULL  
NEXT YEAR BUDGET HISTORICAL COMPARISON

PG 21  
bgnyrpts

PROJECTION: 20141 2013-14 BUDGET

FOR PERIOD 13

ACCOUNTS FOR:

GENERAL FUND		PRIOR FY3 ACTUALS	PRIOR FY2 ACTUALS	LAST FY1 ACTUALS	CY ACTUALS	CY REV BUDGET	PROJECTION LEVEL 4	PCT CHANGE
01014000 CUSTODIAL SERVICES								
<a href="#">01014000 501101</a>	FULL TIME/	189,849.19	180,484.65	.00	.00	.00	.00	.0%
<a href="#">01014000 501102</a>	SAL-PT/PER	14,370.00	13,272.82	.00	.00	.00	.00	.0%
<a href="#">01014000 501105</a>	OVERTIME	4,944.77	3,476.88	.00	.00	.00	.00	.0%
<a href="#">01014000 501106</a>	LONGEVITY	850.00	850.00	.00	.00	.00	.00	.0%
<a href="#">01014000 522203</a>	SVS-ANCLRY	75,080.52	106,760.24	.00	.00	.00	.00	.0%
TOTAL CUSTODIAL SERVICES		285,094.48	304,844.59	.00	.00	.00	.00	.0%



04/11/2013 13:47  
dsavo

TOWN OF TRUMBULL  
NEXT YEAR BUDGET HISTORICAL COMPARISON

PG 22  
bgnyrpts

PROJECTION: 20141 2013-14 BUDGET

FOR PERIOD 13

ACCOUNTS FOR:

GENERAL FUND		PRIOR FY3 ACTUALS	PRIOR FY2 ACTUALS	LAST FY1 ACTUALS	CY ACTUALS	CY REV BUDGET	PROJECTION LEVEL 4	PCT CHANGE
01014200 PLANNING AND ZONING								
<a href="#">01014200 501101</a>	FULL TIME/	110,761.05	116,102.58	65,246.41	158,912.77	199,124.00	245,517.00	23.3%
<a href="#">01014200 501102</a>	PART TIME/	40,287.31	42,277.62	72,595.91	28,362.63	30,160.00	.00	-100.0%
<a href="#">01014200 501105</a>	OVERTIME	4,434.02	2,366.36	2,852.55	2,731.15	3,000.00	3,000.00	.0%
<a href="#">01014200 501106</a>	LONGEVITY	425.00	425.00	425.00	425.00	425.00	425.00	.0%
<a href="#">01014200 522201</a>	SVS-CLRC	.00	60.00	60.00	.00	.00	.00	.0%
<a href="#">01014200 522202</a>	SVS-PROF	.00	.00	47,926.30	9,882.00	10,200.00	25,000.00	145.1%
<a href="#">01014200 522205</a>	PROG EXP	10,661.80	10,687.00	17,974.30	11,513.37	13,979.00	13,879.00	-.7%
<a href="#">01014200 545501</a>	LEGAL NOTI	12,273.46	14,317.64	8,569.54	9,394.96	22,000.00	17,000.00	-22.7%
<a href="#">01014200 545502</a>	COM-PUB RP	.00	.00	.00	.00	50.00	.00	-100.0%
<a href="#">01014200 556601</a>	PRF DV-SEM	.00	185.00	75.00	2,156.84	4,400.00	2,950.00	-33.0%
<a href="#">01014200 556602</a>	PRF DV-PRF	.00	.00	50.00	267.00	400.00	525.00	31.3%
TOTAL PLANNING AND ZONING		178,842.64	186,421.20	215,775.01	223,645.72	283,738.00	308,296.00	8.7%



04/11/2013 13:47  
dsavo

TOWN OF TRUMBULL  
NEXT YEAR BUDGET HISTORICAL COMPARISON

PG 23  
bgnyrpts

PROJECTION: 20141 2013-14 BUDGET

FOR PERIOD 13

ACCOUNTS FOR:

GENERAL FUND		PRIOR FY3 ACTUALS	PRIOR FY2 ACTUALS	LAST FY1 ACTUALS	CY ACTUALS	CY REV BUDGET	PROJECTION LEVEL 4	PCT CHANGE
01014400 ZONING BOARD OF APPEALS								
<a href="#">01014400 501101</a>	FULL TIME/	-429.36	.00	.00	.00	.00	.00	.0%
<a href="#">01014400 501102</a>	PART TIME/	-137.67	.00	.00	.00	.00	.00	.0%
<a href="#">01014400 545501</a>	LEGAL NOTI	7,338.30	8,764.38	11,829.34	.00	.00	.00	.0%
<a href="#">01014400 556601</a>	PRF DV-SEM	.00	90.00	.00	.00	.00	.00	.0%
TOTAL ZONING BOARD OF APPEAL		6,771.27	8,854.38	11,829.34	.00	.00	.00	.0%



04/11/2013 13:47  
dsavo

TOWN OF TRUMBULL  
NEXT YEAR BUDGET HISTORICAL COMPARISON

PG 24  
bgnyrpts

PROJECTION: 20141 2013-14 BUDGET

FOR PERIOD 13

ACCOUNTS FOR:

GENERAL FUND		PRIOR FY3 ACTUALS	PRIOR FY2 ACTUALS	LAST FY1 ACTUALS	CY ACTUALS	CY REV BUDGET	PROJECTION LEVEL 4	PCT CHANGE
01014600 ECONOMIC DEVELOPMENT								
<a href="#">01014600 501101</a>	SAL-FT/PER	.00	.00	16,076.90	73,136.80	95,000.00	95,000.00	.0%
<a href="#">01014600 501102</a>	SAL-PT/PER	150.66	.00	.00	.00	.00	.00	.0%
<a href="#">01014600 522201</a>	CLERICAL F	.00	.00	.00	60.00	720.00	720.00	.0%
<a href="#">01014600 522202</a>	SVS-PROF	80,000.04	80,000.04	.00	.00	5,000.00	5,000.00	.0%
<a href="#">01014600 522205</a>	PROG EXP	6,197.52	5,995.41	6,601.50	1,607.92	6,300.00	5,500.00	-12.7%
<a href="#">01014600 534401</a>	MTLS-OFFCE	34.00	292.99	280.99	.00	.00	.00	.0%
<a href="#">01014600 534402</a>	PROGSUPPL	1,470.77	789.42	1,538.00	.00	1,800.00	1,800.00	.0%
<a href="#">01014600 545503</a>	COM-PUB RL	7,742.86	7,369.00	6,178.19	285.00	7,500.00	7,500.00	.0%
<a href="#">01014600 556601</a>	PRF DV-SEM	100.00	117.84	40.00	79.04	2,000.00	2,000.00	.0%
<a href="#">01014600 556602</a>	PRF DV-PRF	.00	.00	100.00	.00	400.00	405.00	1.3%
<a href="#">01014600 567703</a>	TRNSP-TRV	899.98	1,000.18	.00	12.00	.00	.00	.0%
TOTAL ECONOMIC DEVELOPMENT		96,595.83	95,564.88	30,815.58	75,180.76	118,720.00	117,925.00	-.7%





04/11/2013 13:47  
dsavo

TOWN OF TRUMBULL  
NEXT YEAR BUDGET HISTORICAL COMPARISON

PG 25  
bgnyrpts

PROJECTION: 20141 2013-14 BUDGET

FOR PERIOD 13

ACCOUNTS FOR:

GENERAL FUND		PRIOR FY3 ACTUALS	PRIOR FY2 ACTUALS	LAST FY1 ACTUALS	CY ACTUALS	CY REV BUDGET	PROJECTION LEVEL 4	PCT CHANGE
01014800 INLAND WETLANDS COMMISSION								
<a href="#">01014800 522201</a>	CLERICAL F	1,900.38	806.05	471.02	498.00	1,500.00	1,400.00	-6.7%
<a href="#">01014800 534401</a>	MTLS-OFFCE	182.11	87.72	159.39	40.05	200.00	200.00	.0%
<a href="#">01014800 534402</a>	PROGRAM SU	.00	.00	50.00	55.00	75.00	75.00	.0%
<a href="#">01014800 545501</a>	LEGAL NOTI	7,886.32	7,742.66	6,641.20	6,990.44	8,000.00	7,700.00	-3.8%
<a href="#">01014800 556601</a>	SEMINARS/C	.00	.00	115.00	180.00	600.00	600.00	.0%
<a href="#">01014800 556604</a>	PUBLICATIO	75.00	100.00	.00	.00	100.00	175.00	75.0%
TOTAL INLAND WETLANDS COMMIS		10,043.81	8,736.43	7,436.61	7,763.49	10,475.00	10,150.00	-3.1%



04/11/2013 13:47  
dsavo

TOWN OF TRUMBULL  
NEXT YEAR BUDGET HISTORICAL COMPARISON

PG 26  
bgnyrpts

PROJECTION: 20141 2013-14 BUDGET

FOR PERIOD 13

ACCOUNTS FOR:

GENERAL FUND		PRIOR FY3 ACTUALS	PRIOR FY2 ACTUALS	LAST FY1 ACTUALS	CY ACTUALS	CY REV BUDGET	PROJECTION LEVEL 4	PCT CHANGE
01015400 CONSERVATION COMMISSION								
<a href="#">01015400 522201</a>	SVS-CLRC	.00	168.00	432.00	420.00	600.00	600.00	.0%
<a href="#">01015400 545502</a>	COM-PUB RP	.00	.00	.00	.00	75.00	75.00	.0%
<a href="#">01015400 545503</a>	COM-PUB RL	.00	.00	154.00	.00	.00	154.00	.0%
<a href="#">01015400 556601</a>	PRF DV-SEM	.00	100.00	140.00	40.00	150.00	150.00	.0%
<a href="#">01015400 556602</a>	PRF DUES	.00	.00	.00	155.00	300.00	300.00	.0%
<a href="#">01015400 556604</a>	PRF DV-PUB	.00	.00	.00	.00	30.00	.00	-100.0%
TOTAL CONSERVATION COMMISSIO		.00	268.00	726.00	615.00	1,155.00	1,279.00	10.7%



04/11/2013 13:47  
dsavo

TOWN OF TRUMBULL  
NEXT YEAR BUDGET HISTORICAL COMPARISON

PG 27  
bgnyrpts

PROJECTION: 20141 2013-14 BUDGET

FOR PERIOD 13

ACCOUNTS FOR:

GENERAL FUND	PRIOR FY3 ACTUALS	PRIOR FY2 ACTUALS	LAST FY1 ACTUALS	CY ACTUALS	CY REV BUDGET	PROJECTION LEVEL 4	PCT CHANGE
01015600 CLEAN ENERGY FUND							
<u>01015600 522205</u> PROG EXP	.00	1,584.00	1,599.84	.00	1,600.00	1,600.00	.0%
TOTAL CLEAN ENERGY FUND	.00	1,584.00	1,599.84	.00	1,600.00	1,600.00	.0%



04/11/2013 13:47  
dsavo

TOWN OF TRUMBULL  
NEXT YEAR BUDGET HISTORICAL COMPARISON

PG 28  
bgnyrpts

PROJECTION: 20141 2013-14 BUDGET

FOR PERIOD 13

ACCOUNTS FOR:

GENERAL FUND		PRIOR FY3 ACTUALS	PRIOR FY2 ACTUALS	LAST FY1 ACTUALS	CY ACTUALS	CY REV BUDGET	PROJECTION LEVEL 4	PCT CHANGE
01015800 TRANSIT DISTRICT								
<a href="#">01015800_522205</a>	PROGRAM EX	44,084.00	44,084.00	44,084.00	44,084.00	44,084.00	44,084.00	.0%
TOTAL TRANSIT DISTRICT		44,084.00	44,084.00	44,084.00	44,084.00	44,084.00	44,084.00	.0%



04/11/2013 13:47  
dsavo

TOWN OF TRUMBULL  
NEXT YEAR BUDGET HISTORICAL COMPARISON


PG 29  
bgnyrpts

PROJECTION: 20141 2013-14 BUDGET

FOR PERIOD 13

ACCOUNTS FOR:

GENERAL FUND		PRIOR FY3 ACTUALS	PRIOR FY2 ACTUALS	LAST FY1 ACTUALS	CY ACTUALS	CY REV BUDGET	PROJECTION LEVEL 4	PCT CHANGE
02	PUBLIC SAFETY							
01022000	POLICE							
<a href="#">01022000 501101</a>	FULL TIME/	5,625,248.27	5,743,030.92	5,739,759.01	4,571,214.97	5,748,172.00	6,148,984.00	7.0%
<a href="#">01022000 501102</a>	PART TIME/	47,778.85	47,754.67	31,841.09	23,018.41	38,774.00	54,079.00	39.5%
<a href="#">01022000 501103</a>	SAL-SEASON	.00	.00	14,572.50	26,980.00	.00	.00	.0%
<a href="#">01022000 501104</a>	RELIEF/VAC	32,193.06	31,694.84	31,962.01	25,299.95	47,199.00	48,567.00	2.9%
<a href="#">01022000 501105</a>	OVERTIME	463,163.46	482,745.68	613,868.09	682,438.34	472,000.00	400,000.00	-15.3%
<a href="#">01022000 501106</a>	LONGEVITY	20,425.00	20,650.00	21,569.69	21,733.33	22,925.00	22,600.00	-1.4%
<a href="#">01022000 501109</a>	COLLEGE IN	20,300.00	21,200.00	20,500.00	1,200.00	21,900.00	32,700.00	49.3%
<a href="#">01022000 501112</a>	SHIFTDIFF	41,876.85	43,455.04	45,502.92	44,744.18	43,455.00	47,600.00	9.5%
<a href="#">01022000 501113</a>	HOLIDAY	228,700.07	252,749.93	252,668.37	235,542.54	262,500.00	303,514.00	15.6%
<a href="#">01022000 501114</a>	TRAINING	73,425.08	67,449.37	85,217.97	101,775.96	80,000.00	130,000.00	62.5%
<a href="#">01022000 501887</a>	POLICE UNI	14,699.50	9,968.00	12,731.72	10,106.00	16,500.00	16,500.00	.0%
<a href="#">01022000 501888</a>	UNIFORM AL	34,314.75	50,811.75	37,251.85	29,108.83	45,320.00	45,320.00	.0%
<a href="#">01022000 522203</a>	ANCILLARY	2,050.89	.00	13,224.21	12,649.86	15,000.00	15,000.00	.0%
<a href="#">01022000 534401</a>	OFFICE SUP	14,855.50	14,899.57	14,512.36	11,419.34	14,400.00	14,832.00	3.0%
<a href="#">01022000 534402</a>	PROGRAM SU	19,581.06	29,844.00	30,155.88	23,717.83	37,500.00	41,200.00	9.9%
<a href="#">01022000 534403</a>	MTLS-CLNG	4,916.90	4,991.06	5,624.97	5,234.21	5,600.00	5,800.00	3.6%
<a href="#">01022000 545503</a>	PUBLIC REL	2,549.26	74.18	2,539.99	.00	2,500.00	2,500.00	.0%
<a href="#">01022000 556601</a>	SEMINARS/C	.00	.00	.00	.00	.00	5,000.00	.0%
<a href="#">01022000 556602</a>	PRF DV-PRF	1,264.00	1,625.00	1,515.00	1,440.00	1,500.00	1,500.00	.0%
<a href="#">01022000 556603</a>	PRF DV-INS	18,314.21	19,822.19	23,667.92	27,229.72	27,000.00	32,000.00	18.5%
<a href="#">01022000 556604</a>	PRF DV-PUB	208.00	215.27	182.97	267.45	500.00	500.00	.0%
<a href="#">01022000 567702</a>	VEHICLE RE	-239.70	4,805.89	.00	.00	.00	.00	.0%
<a href="#">01022000 567704</a>	EXPENSE AC	9,543.17	11,571.13	12,342.77	9,230.20	13,400.00	14,200.00	6.0%



04/11/2013 13:47  
dsavo

TOWN OF TRUMBULL  
NEXT YEAR BUDGET HISTORICAL COMPARISON

PG 30  
bgnyrpts

PROJECTION: 20141 2013-14 BUDGET

FOR PERIOD 13

ACCOUNTS FOR:

GENERAL FUND		PRIOR FY3 ACTUALS	PRIOR FY2 ACTUALS	LAST FY1 ACTUALS	CY ACTUALS	CY REV BUDGET	PROJECTION LEVEL 4	PCT CHANGE
<a href="#">01022000 578801</a>	SERVICE CO	95,296.11	96,234.57	102,841.79	99,666.45	121,981.00	124,537.00	2.1%
<a href="#">01022000 578802</a>	EQUIPMENT/	26,755.85	6,782.54	.00	.00	.00	.00	.0%
<a href="#">01022000 578803</a>	PROGRAM-RE	3,041.93	1,248.60	6,065.31	5,395.00	6,000.00	6,000.00	.0%
<a href="#">01022000 578804</a>	REFUSE REM	1,920.90	1,978.56	1,826.99	1,716.26	2,053.00	2,053.00	.0%
<a href="#">01022000 581888</a>	CAPITAL OU	152,785.97	172,230.49	159,404.38	134,053.44	193,497.00	248,471.00	28.4%
<a href="#">01022000 589901</a>	ANNUAL REN	12,013.00	9,445.16	3,569.60	10,030.66	11,840.00	12,765.00	7.8%
<a href="#">01022000 590011</a>	UTIL-HEAT	4,529.05	5,902.34	3,460.56	6,707.11	6,151.00	6,336.00	3.0%
<a href="#">01022000 590012</a>	ELECTRICIT	90,157.67	95,449.40	92,423.75	50,232.19	102,979.00	89,317.00	-13.3%
<a href="#">01022000 590013</a>	WATER	2,503.05	2,778.39	2,933.60	2,057.01	3,008.00	2,820.00	-6.3%
<a href="#">01022000 590014</a>	TELEPHONE	37,171.70	29,481.12	17,454.99	11,552.20	16,795.00	17,751.00	5.7%
<a href="#">01022000 590015</a>	TRAFFICLIT	9,110.07	8,970.89	9,257.20	5,863.81	8,964.00	8,964.00	.0%
TOTAL POLICE		7,110,453.48	7,289,860.55	7,410,449.46	6,191,625.25	7,389,413.00	7,901,410.00	6.9%



04/11/2013 13:47  
dsavo

TOWN OF TRUMBULL  
NEXT YEAR BUDGET HISTORICAL COMPARISON

PG 31  
bgnyrpts

PROJECTION: 20141 2013-14 BUDGET

FOR PERIOD 13

ACCOUNTS FOR:

GENERAL FUND		PRIOR FY3 ACTUALS	PRIOR FY2 ACTUALS	LAST FY1 ACTUALS	CY ACTUALS	CY REV BUDGET	PROJECTION LEVEL 4	PCT CHANGE
01022200	SPECIAL DETAIL SERVICES							
<a href="#">01022200</a>	<a href="#">522204</a> SVS-CONTRC	12,014.46	.00	.00	.00	.00	.00	.0%
	TOTAL SPECIAL DETAIL SERVICE	12,014.46	.00	.00	.00	.00	.00	.0%



04/11/2013 13:47  
dsavo

TOWN OF TRUMBULL  
NEXT YEAR BUDGET HISTORICAL COMPARISON

PG 32  
bgnyrpts

PROJECTION: 20141 2013-14 BUDGET

FOR PERIOD 13

ACCOUNTS FOR:

GENERAL FUND		PRIOR FY3 ACTUALS	PRIOR FY2 ACTUALS	LAST FY1 ACTUALS	CY ACTUALS	CY REV BUDGET	PROJECTION LEVEL 4	PCT CHANGE
01022400 ANIMAL CONTROL								
<a href="#">01022400 501101</a>	FULL TIME/	51,654.49	53,453.34	53,461.68	42,717.39	53,257.00	56,390.00	5.9%
<a href="#">01022400 501102</a>	PART TIME/	28,233.67	25,503.67	25,571.53	16,172.53	28,057.00	28,827.00	2.7%
<a href="#">01022400 501105</a>	OVERTIME	1,706.97	1,958.75	2,621.26	5,030.46	2,000.00	2,000.00	.0%
<a href="#">01022400 501887</a>	UNIFORMCLG	205.50	123.00	225.50	.00	400.00	400.00	.0%
<a href="#">01022400 501888</a>	UNIFORMALL	585.80	463.00	556.20	479.00	600.00	600.00	.0%
<a href="#">01022400 522202</a>	SVS-PROF	5,942.14	5,567.95	7,666.55	4,563.99	6,500.00	6,500.00	.0%
<a href="#">01022400 522203</a>	SVS-ANCLRY	.00	.00	.00	.00	300.00	300.00	.0%
<a href="#">01022400 534402</a>	PROGSUPPL	2,169.50	3,079.82	3,743.31	2,225.52	4,000.00	4,000.00	.0%
<a href="#">01022400 545501</a>	COM-LEGAL	860.40	862.98	706.69	552.45	850.00	850.00	.0%
<a href="#">01022400 556603</a>	PRF DV-INS	150.00	150.00	150.00	75.00	150.00	650.00	333.3%
<a href="#">01022400 567702</a>	TRNSP-VEH	.00	159.99	.00	.00	.00	.00	.0%
<a href="#">01022400 578801</a>	MNTNCE-SV	.00	.00	660.00	660.00	773.00	775.00	.3%
<a href="#">01022400 578802</a>	MNTNCE-EQP	2,665.38	1,875.00	646.32	854.00	2,760.00	2,760.00	.0%
<a href="#">01022400 578804</a>	MNTNCE-RFS	670.29	659.49	830.41	553.60	850.00	850.00	.0%
<a href="#">01022400 581888</a>	CAP OUTLAY	4,751.50	4,751.50	2,575.00	1,049.99	1,100.00	.00	-100.0%
<a href="#">01022400 590011</a>	UTIL-HEAT	1,965.69	2,195.99	1,888.44	1,665.23	2,323.00	2,393.00	3.0%
<a href="#">01022400 590012</a>	UTIL-ELECT	3,963.89	3,987.89	5,488.34	4,177.61	4,622.00	6,414.00	38.8%
<a href="#">01022400 590013</a>	UTIL-WATER	560.21	532.20	583.58	404.13	613.00	575.00	-6.2%
<a href="#">01022400 590014</a>	UTIL-PHONE	758.47	750.00	316.82	247.64	331.00	404.00	22.1%
TOTAL ANIMAL CONTROL		106,843.90	106,074.57	107,691.63	81,428.54	109,486.00	114,688.00	4.8%





04/11/2013 13:47  
dsavo

TOWN OF TRUMBULL  
NEXT YEAR BUDGET HISTORICAL COMPARISON

PG 33  
bgnyrpts

PROJECTION: 20141 2013-14 BUDGET

FOR PERIOD 13

ACCOUNTS FOR:

GENERAL FUND		PRIOR FY3 ACTUALS	PRIOR FY2 ACTUALS	LAST FY1 ACTUALS	CY ACTUALS	CY REV BUDGET	PROJECTION LEVEL 4	PCT CHANGE
01022500	CENTRAL EMRGNCY DISPATCH COMM							
<a href="#">01022500 522201</a>	SVS-CLRC	480.00	540.00	480.00	60.00	720.00	180.00	-75.0%
	TOTAL CENTRAL EMRGNCY DISPAT	480.00	540.00	480.00	60.00	720.00	180.00	-75.0%



04/11/2013 13:47  
dsavo

TOWN OF TRUMBULL  
NEXT YEAR BUDGET HISTORICAL COMPARISON

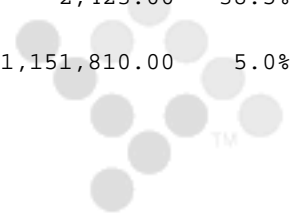
PG 34  
bgnyrpts

PROJECTION: 20141 2013-14 BUDGET

FOR PERIOD 13

ACCOUNTS FOR:

GENERAL FUND		PRIOR FY3 ACTUALS	PRIOR FY2 ACTUALS	LAST FY1 ACTUALS	CY ACTUALS	CY REV BUDGET	PROJECTION LEVEL 4	PCT CHANGE
01022600	EMERGENCY MEDICAL SERVICES							
<a href="#">01022600 501101</a>	FULL TIME/	42,922.93	46,418.49	50,107.47	43,057.20	51,724.00	136,923.00	164.7%
<a href="#">01022600 501102</a>	PART TIME/	206,166.29	199,468.93	198,577.88	205,309.45	333,650.00	363,650.00	9.0%
<a href="#">01022600 501105</a>	OVERTIME	1,229.99	993.97	1,315.39	1,982.01	1,365.00	1,365.00	.0%
<a href="#">01022600 501888</a>	UNIFORM AL	3,021.86	3,134.23	4,021.25	3,510.90	4,000.00	4,000.00	.0%
<a href="#">01022600 522202</a>	PROFESSION	364,696.04	386,861.88	393,704.88	471,179.20	493,101.00	463,220.00	-6.1%
<a href="#">01022600 522203</a>	ANCILLARY	56,344.26	50,693.79	48,904.12	32,383.48	54,815.00	54,815.00	.0%
<a href="#">01022600 534401</a>	OFFICE SUP	661.46	1,160.25	692.83	587.35	1,250.00	1,000.00	-20.0%
<a href="#">01022600 534402</a>	PROGRAM SU	31,505.58	37,835.92	28,598.60	24,016.92	36,400.00	29,390.00	-19.3%
<a href="#">01022600 534403</a>	MTLS-CLNG	69.13	20.86	14.87	221.44	400.00	400.00	.0%
<a href="#">01022600 545503</a>	PUBLIC REL	1,433.00	670.01	750.00	1,380.22	1,500.00	1,500.00	.0%
<a href="#">01022600 556601</a>	PRF DV-SEM	200.00	634.00	350.00	.00	1,000.00	1,000.00	.0%
<a href="#">01022600 556603</a>	PRF DV-INS	5,022.00	5,670.00	2,870.00	5,225.00	8,710.00	8,710.00	.0%
<a href="#">01022600 567703</a>	TRNSP-TRV	252.80	257.97	393.39	24.21	500.00	500.00	.0%
<a href="#">01022600 578801</a>	SERVICE CO	663.97	903.84	797.00	401.00	977.00	981.00	.4%
<a href="#">01022600 578802</a>	EQUIPMENT/	8,567.17	9,666.22	1,901.47	3,692.92	11,150.00	3,300.00	-70.4%
<a href="#">01022600 578804</a>	REFUSE REM	640.29	659.49	664.32	556.60	684.00	684.00	.0%
<a href="#">01022600 581888</a>	CAPITAL OU	58,320.00	57,120.00	126,662.01	68,661.86	68,728.00	57,120.00	-16.9%
<a href="#">01022600 589901</a>	ANNUAL REN	2,307.34	2,662.17	2,232.50	3,136.26	2,780.00	1,020.00	-63.3%
<a href="#">01022600 590011</a>	HEAT	5,823.51	6,007.09	4,983.73	4,902.08	6,527.00	6,723.00	3.0%
<a href="#">01022600 590012</a>	ELECTRICIT	12,548.46	11,540.05	11,115.09	7,656.38	12,170.00	12,124.00	-.4%
<a href="#">01022600 590013</a>	WATER	827.01	1,039.19	937.34	458.69	1,203.00	962.00	-20.0%
<a href="#">01022600 590014</a>	TELEPHONE	2,361.63	3,910.51	1,900.83	1,485.78	3,941.00	2,423.00	-38.5%
	TOTAL EMERGENCY MEDICAL SERV	805,584.72	827,328.86	881,494.97	879,828.95	1,096,575.00	1,151,810.00	5.0%



04/11/2013 13:47  
dsavo

TOWN OF TRUMBULL  
NEXT YEAR BUDGET HISTORICAL COMPARISON

PG 35  
bgnyrpts

PROJECTION: 20141 2013-14 BUDGET

FOR PERIOD 13

ACCOUNTS FOR:

GENERAL FUND		PRIOR FY3 ACTUALS	PRIOR FY2 ACTUALS	LAST FY1 ACTUALS	CY ACTUALS	CY REV BUDGET	PROJECTION LEVEL 4	PCT CHANGE
01022800 FIRE MARSHAL								
<a href="#">01022800 501101</a>	FULL TIME/	185,884.22	215,749.28	249,310.54	194,861.18	254,753.00	260,975.00	2.4%
<a href="#">01022800 501102</a>	PART TIME/	25,097.42	24,447.56	25,869.52	8,047.67	22,055.00	.00	-100.0%
<a href="#">01022800 501105</a>	OVERTIME	13,683.66	14,377.99	10,978.15	12,895.07	10,000.00	12,000.00	20.0%
<a href="#">01022800 501122</a>	CERTSTIPEN	.00	.00	.00	1,500.00	2,250.00	2,250.00	.0%
<a href="#">01022800 501887</a>	UNIFORMCLG	534.00	266.05	607.65	9.91	700.00	700.00	.0%
<a href="#">01022800 501888</a>	UNIFORMALL	2,398.40	4,877.37	2,999.75	2,706.40	4,800.00	3,000.00	-37.5%
<a href="#">01022800 522203</a>	ANCILLARY	180.00	182.56	182.05	69.75	200.00	200.00	.0%
<a href="#">01022800 522205</a>	PROGRAM EX	133.15	147.00	199.99	140.00	200.00	350.00	75.0%
<a href="#">01022800 534401</a>	MTLS-OFFCE	429.98	427.12	476.14	279.82	500.00	600.00	20.0%
<a href="#">01022800 534402</a>	PROGRAM SU	556.02	743.69	751.56	429.05	800.00	800.00	.0%
<a href="#">01022800 556601</a>	PRF DV-SEM	1,660.00	760.00	1,695.00	1,457.90	1,800.00	1,800.00	.0%
<a href="#">01022800 556602</a>	PRF DV-PRF	1,045.00	1,176.00	1,495.00	945.00	1,700.00	1,700.00	.0%
<a href="#">01022800 556604</a>	PRF DV-PUB	1,119.72	1,076.65	1,190.55	1,165.00	1,200.00	1,200.00	.0%
<a href="#">01022800 578802</a>	EQUIPMENT/	470.00	1,000.00	999.80	1,390.01	3,700.00	4,500.00	21.6%
<a href="#">01022800 581888</a>	CAPITAL OU	2,463.88	1,008.70	2,400.00	1,199.98	1,200.00	1,500.00	25.0%
<a href="#">01022800 589901</a>	RNTLS-A/LS	4,838.00	4,837.00	7,552.67	7,508.16	7,700.00	7,700.00	.0%
<a href="#">01022800 590014</a>	TELEPHONE	2,516.61	3,346.41	3,223.22	1,934.91	3,692.00	3,061.00	-17.1%
TOTAL FIRE MARSHAL		243,010.06	274,423.38	309,931.59	236,539.81	317,250.00	302,336.00	-4.7%



04/11/2013 13:47  
dsavo

TOWN OF TRUMBULL  
NEXT YEAR BUDGET HISTORICAL COMPARISON

PG 36  
bgnyrpts

PROJECTION: 20141 2013-14 BUDGET

FOR PERIOD 13

ACCOUNTS FOR:

GENERAL FUND		PRIOR FY3 ACTUALS	PRIOR FY2 ACTUALS	LAST FY1 ACTUALS	CY ACTUALS	CY REV BUDGET	PROJECTION LEVEL 4	PCT CHANGE
01022824	FIRE MARSHAL-FIRE HYDRANTS							
<a href="#">01022824</a>	<a href="#">590016</a> UTIL-FIRE	1,206,204.65	1,237,998.13	1,237,803.00	646,512.40	1,285,584.00	1,336,535.00	4.0%
	TOTAL FIRE MARSHAL-FIRE HYDR	1,206,204.65	1,237,998.13	1,237,803.00	646,512.40	1,285,584.00	1,336,535.00	4.0%



04/11/2013 13:47  
dsavo

TOWN OF TRUMBULL  
NEXT YEAR BUDGET HISTORICAL COMPARISON

PG 37  
bgnyrpts

PROJECTION: 20141 2013-14 BUDGET

FOR PERIOD 13

ACCOUNTS FOR:

GENERAL FUND		PRIOR FY3 ACTUALS	PRIOR FY2 ACTUALS	LAST FY1 ACTUALS	CY ACTUALS	CY REV BUDGET	PROJECTION LEVEL 4	PCT CHANGE
01023200	BUILDING OFFICIAL							
<a href="#">01023200 501101</a>	FULL TIME/	233,766.99	240,258.10	260,171.17	204,144.99	264,599.00	265,275.00	.3%
<a href="#">01023200 501102</a>	PART TIME/	19,092.00	17,793.00	39,670.68	19,265.28	23,163.00	29,048.00	25.4%
<a href="#">01023200 501103</a>	SAL-SEASON	.00	4,352.00	.00	.00	.00	.00	.0%
<a href="#">01023200 501105</a>	OVERTIME	1,906.26	7,581.23	4,363.69	3,539.66	5,000.00	5,000.00	.0%
<a href="#">01023200 501106</a>	LONGEVITY	425.00	425.00	425.00	425.00	425.00	425.00	.0%
<a href="#">01023200 501888</a>	UNIFORM AL	.00	217.40	263.29	.00	300.00	450.00	50.0%
<a href="#">01023200 522204</a>	CONTRACTUA	.00	.00	70.00	365.87	250.00	250.00	.0%
<a href="#">01023200 534401</a>	OFFICE SUP	1,561.99	1,608.28	1,475.87	1,069.04	2,200.00	2,850.00	29.5%
<a href="#">01023200 545501</a>	LEGAL NOTI	.00	.00	.00	-301.00	75.00	75.00	.0%
<a href="#">01023200 556601</a>	SEMINARS/C	198.00	198.00	190.00	170.00	600.00	600.00	.0%
<a href="#">01023200 556602</a>	PROFESSION	352.00	352.00	377.00	377.00	450.00	452.00	.4%
<a href="#">01023200 556604</a>	PUBLICATIO	.00	734.97	750.42	.00	825.00	825.00	.0%
<a href="#">01023200 578801</a>	MNTNCE-SV	2,392.00	1,794.00	2,392.00	2,392.00	2,476.00	2,550.00	3.0%
<a href="#">01023200 581888</a>	CAPITAL OU	5,508.20	4,733.25	37,955.87	4,526.00	4,553.00	4,553.00	.0%
	TOTAL BUILDING OFFICIAL	265,202.44	280,047.23	348,104.99	235,973.84	304,916.00	312,353.00	2.4%



04/11/2013 13:47  
dsavo

TOWN OF TRUMBULL  
NEXT YEAR BUDGET HISTORICAL COMPARISON

PG 38  
bgnyrpts

PROJECTION: 20141 2013-14 BUDGET

FOR PERIOD 13

ACCOUNTS FOR:

GENERAL FUND		PRIOR FY3 ACTUALS	PRIOR FY2 ACTUALS	LAST FY1 ACTUALS	CY ACTUALS	CY REV BUDGET	PROJECTION LEVEL 4	PCT CHANGE
01023400 EMERGENCY MANAGEMENT								
<a href="#">01023400 501102</a>	SAL-PT/PER	36,438.09	37,918.52	40,670.47	29,862.11	34,080.00	38,055.00	11.7%
<a href="#">01023400 501105</a>	SAL-OVRTIM	17,018.72	16,215.18	17,113.15	22,392.78	20,171.00	22,735.00	12.7%
<a href="#">01023400 501888</a>	UNIFORMALL	569.85	545.95	1,466.00	1,275.84	600.00	600.00	.0%
<a href="#">01023400 534402</a>	PROGSUPPL	2,210.40	2,044.41	1,525.71	5,957.71	8,628.00	3,000.00	-65.2%
<a href="#">01023400 578801</a>	MNTNCE-SV	600.00	.00	.00	13,871.04	13,872.00	13,900.00	.2%
<a href="#">01023400 578802</a>	MNTNCE-EQP	999.45	500.20	1,318.93	456.84	1,625.00	1,625.00	.0%
<a href="#">01023400 581888</a>	CAPITAL OU	.00	.00	.00	.00	.00	3,000.00	.0%
<a href="#">01023400 590014</a>	TELEPHONE	12,575.73	11,904.40	11,174.12	9,513.66	11,824.00	12,721.00	7.6%
TOTAL EMERGENCY MANAGEMENT		70,412.24	69,128.66	73,268.38	83,329.98	90,800.00	95,636.00	5.3%



04/11/2013 13:47  
dsavo

TOWN OF TRUMBULL  
NEXT YEAR BUDGET HISTORICAL COMPARISON

PG 39  
bgnyrpts

PROJECTION: 20141 2013-14 BUDGET

FOR PERIOD 13

ACCOUNTS FOR:

GENERAL FUND		PRIOR FY3 ACTUALS	PRIOR FY2 ACTUALS	LAST FY1 ACTUALS	CY ACTUALS	CY REV BUDGET	PROJECTION LEVEL 4	PCT CHANGE
03	PUBLIC WORKS							
01030000 PUBLIC WORKS DIRECTOR								
<a href="#">01030000 501101</a>	FULL TIME/	198,683.74	155,735.73	159,186.06	122,476.96	160,051.00	163,391.00	2.1%
<a href="#">01030000 501105</a>	SAL-OVRTIM	25.45	1,120.75	.00	2,245.18	.00	500.00	.0%
<a href="#">01030000 501106</a>	LONGEVITY	425.00	.00	.00	.00	.00	.00	.0%
<a href="#">01030000 522203</a>	SVS-ANCLRY	.00	762.20	.00	.00	.00	.00	.0%
<a href="#">01030000 556601</a>	PRF DV-SEM	.00	.00	4,050.00	64.76	3,000.00	2,910.00	-3.0%
<a href="#">01030000 556602</a>	PRF DV-PRF	285.00	188.36	60.00	100.00	300.00	291.00	-3.0%
<a href="#">01030000 567704</a>	EXPENSE AC	37.57	80.00	121.63	.00	250.00	242.50	-3.0%
<a href="#">01030000 590014</a>	TELEPHONE	319.27	453.49	990.20	603.18	968.00	933.00	-3.6%
TOTAL PUBLIC WORKS DIRECTOR		199,776.03	158,340.53	164,407.89	125,490.08	164,569.00	168,267.50	2.2%



04/11/2013 13:47  
dsavo

TOWN OF TRUMBULL  
NEXT YEAR BUDGET HISTORICAL COMPARISON

PG 40  
bgnyrpts

PROJECTION: 20141 2013-14 BUDGET

FOR PERIOD 13

ACCOUNTS FOR:

GENERAL FUND		PRIOR FY3 ACTUALS	PRIOR FY2 ACTUALS	LAST FY1 ACTUALS	CY ACTUALS	CY REV BUDGET	PROJECTION LEVEL 4	PCT CHANGE
01030023 SECURITY-BLDG & GROUNDS								
<a href="#">01030023 522204</a>	SVS-CONTRC	5,256.00	5,100.00	.00	.00	.00	.00	.0%
<a href="#">01030023 578802</a>	MNTNCE-EQP	1,305.43	962.84	.00	.00	.00	.00	.0%
<a href="#">01030023 590017</a>	SEWER FEE	131,401.54	142,074.11	.00	.00	.00	.00	.0%
TOTAL SECURITY-BLDG & GROUND		137,962.97	148,136.95	.00	.00	.00	.00	.0%





04/11/2013 13:47  
dsavo

TOWN OF TRUMBULL  
NEXT YEAR BUDGET HISTORICAL COMPARISON

PG 41  
bgnyrpts

PROJECTION: 20141 2013-14 BUDGET

FOR PERIOD 13

ACCOUNTS FOR:

GENERAL FUND		PRIOR FY3 ACTUALS	PRIOR FY2 ACTUALS	LAST FY1 ACTUALS	CY ACTUALS	CY REV BUDGET	PROJECTION LEVEL 4	PCT CHANGE
01030025 PUBLIC WORKS -STREET LIGHTS								
<a href="#">01030025 590015</a>	STREET AND	405,921.14	405,941.31	397,216.83	269,472.84	423,880.00	409,204.00	-3.5%
TOTAL PUBLIC WORKS -STREET L		405,921.14	405,941.31	397,216.83	269,472.84	423,880.00	409,204.00	-3.5%



04/11/2013 13:47  
dsavo

TOWN OF TRUMBULL  
NEXT YEAR BUDGET HISTORICAL COMPARISON

PG 42  
bgnyrpts

PROJECTION: 20141 2013-14 BUDGET

FOR PERIOD 13

ACCOUNTS FOR:

GENERAL FUND		PRIOR FY3 ACTUALS	PRIOR FY2 ACTUALS	LAST FY1 ACTUALS	CY ACTUALS	CY REV BUDGET	PROJECTION LEVEL 4	PCT CHANGE
01030100	PUBLIC WORKS - HIGHWAY							
<a href="#">01030100 501101</a>	FULL TIME/	2,293,201.37	2,296,530.14	1,730,286.30	1,354,002.90	1,762,808.00	1,781,684.00	1.1%
<a href="#">01030100 501102</a>	SAL-PT/PER	.00	8,671.81	24,727.80	20,619.69	24,853.00	24,559.00	-1.2%
<a href="#">01030100 501103</a>	SEASONAL/T	11,847.26	6,672.45	16,769.07	9,472.00	7,500.00	7,500.00	.0%
<a href="#">01030100 501105</a>	OVERTIME	51,219.63	29,563.96	-2,816.44	48,376.11	42,500.00	42,500.00	.0%
<a href="#">01030100 501106</a>	LONGEVITY	1,500.00	1,500.00	1,000.00	1,000.00	1,000.00	1,000.00	.0%
<a href="#">01030100 501888</a>	UNIFORM AL	11,464.73	14,289.12	23,250.51	12,638.82	20,815.00	20,190.55	-3.0%
<a href="#">01030100 522203</a>	ANCILLARY	26,432.62	41,690.23	21,092.63	37,758.88	37,000.00	35,890.00	-3.0%
<a href="#">01030100 522205</a>	PROG EXP	1,638.00	.00	.00	.00	.00	.00	.0%
<a href="#">01030100 534401</a>	OFFICE SUP	2,036.79	2,497.75	2,498.36	2,362.87	2,500.00	2,425.00	-3.0%
<a href="#">01030100 534402</a>	PROGRAM SU	162,155.42	165,283.47	158,656.15	92,370.06	160,000.00	155,200.00	-3.0%
<a href="#">01030100 534403</a>	MTLS-CLNG	400.00	394.26	410.67	152.50	400.00	388.00	-3.0%
<a href="#">01030100 545503</a>	PUBLIC REL	7,646.14	7,744.67	9,196.79	3,417.23	7,700.00	7,469.00	-3.0%
<a href="#">01030100 556601</a>	PRF DV-SEM	.00	175.00	242.92	480.00	6,000.00	5,820.00	-3.0%
<a href="#">01030100 578801</a>	SERVICE CO	4,564.45	4,843.96	727.00	725.00	3,595.00	3,510.00	-2.4%
<a href="#">01030100 578802</a>	EQUIPMENT/	22,034.52	43,667.51	.00	.00	.00	.00	.0%
<a href="#">01030100 578803</a>	PROGRAM-RE	21,713.99	22,136.96	16,031.00	4,156.00	22,000.00	21,340.00	-3.0%
<a href="#">01030100 578804</a>	MNTNCE-RFS	5,760.24	5,933.07	5,976.60	4,980.50	6,156.00	6,156.00	.0%
<a href="#">01030100 581888</a>	CAPITAL OU	6,617.98	747.00	52,118.58	93,405.05	96,583.00	112,222.00	16.2%
<a href="#">01030100 589901</a>	ANNUAL REN	268,978.70	163,063.28	83,103.20	46,715.20	45,980.00	45,980.00	.0%
<a href="#">01030100 589902</a>	OCCASIONAL	23,758.76	5,082.50	6,768.80	5,910.00	15,000.00	14,550.00	-3.0%
<a href="#">01030100 590011</a>	HEAT	32,491.38	30,614.98	24,177.90	20,457.34	30,962.00	31,891.00	3.0%
<a href="#">01030100 590012</a>	ELECTRICIT	79,060.31	80,733.85	74,545.23	52,356.49	85,187.00	79,416.00	-6.8%
<a href="#">01030100 590013</a>	WATER	4,811.72	4,740.46	5,983.50	5,903.81	5,321.00	5,334.00	.2%
<a href="#">01030100 590014</a>	TELEPHONE	20,785.22	20,548.33	9,870.13	9,214.91	12,461.00	14,523.00	16.5%

04/11/2013 13:47  
dsavo

TOWN OF TRUMBULL  
NEXT YEAR BUDGET HISTORICAL COMPARISON

PG 43  
bgnyrpts

PROJECTION: 20141 2013-14 BUDGET

FOR PERIOD 13

ACCOUNTS FOR:

GENERAL FUND	PRIOR FY3 ACTUALS	PRIOR FY2 ACTUALS	LAST FY1 ACTUALS	CY ACTUALS	CY REV BUDGET	PROJECTION LEVEL 4	PCT CHANGE
TOTAL PUBLIC WORKS - HIGHWAY	3,060,119.23	2,957,124.76	2,264,616.70	1,826,475.36	2,396,321.00	2,419,547.55	1.0%



04/11/2013 13:47  
dsavo

TOWN OF TRUMBULL  
NEXT YEAR BUDGET HISTORICAL COMPARISON

PG 44  
bgnyrpts

PROJECTION: 20141 2013-14 BUDGET

FOR PERIOD 13

ACCOUNTS FOR:

GENERAL FUND		PRIOR FY3 ACTUALS	PRIOR FY2 ACTUALS	LAST FY1 ACTUALS	CY ACTUALS	CY REV BUDGET	PROJECTION LEVEL 4	PCT CHANGE
01030101	HW-SNOW REMOVAL							
<a href="#">01030101 501105</a>	SAL-OVRTIM	133,745.48	172,605.00	134,830.67	366,943.52	165,000.00	165,000.00	.0%
<a href="#">01030101 534402</a>	PROGRAM SU	386,617.59	374,635.34	301,421.05	224,838.56	335,000.00	324,950.00	-3.0%
	TOTAL HW-SNOW REMOVAL	520,363.07	547,240.34	436,251.72	591,782.08	500,000.00	489,950.00	-2.0%



04/11/2013 13:47  
dsavo

TOWN OF TRUMBULL  
NEXT YEAR BUDGET HISTORICAL COMPARISON

PG 45  
bgnyrpts

PROJECTION: 20141 2013-14 BUDGET

FOR PERIOD 13

ACCOUNTS FOR:

GENERAL FUND		PRIOR FY3 ACTUALS	PRIOR FY2 ACTUALS	LAST FY1 ACTUALS	CY ACTUALS	CY REV BUDGET	PROJECTION LEVEL 4	PCT CHANGE
01030105	HW-CONSTRUCTION							
<a href="#">01030105 522205</a>	PROG EXP	229,670.01	227,341.05	253,400.85	21,750.00	250,000.00	100,000.00	-60.0%
	TOTAL HW-CONSTRUCTION	229,670.01	227,341.05	253,400.85	21,750.00	250,000.00	100,000.00	-60.0%



04/11/2013 13:47  
dsavo

TOWN OF TRUMBULL  
NEXT YEAR BUDGET HISTORICAL COMPARISON

PG 46  
bgnyrpts

PROJECTION: 20141 2013-14 BUDGET

FOR PERIOD 13

ACCOUNTS FOR:

GENERAL FUND		PRIOR FY3 ACTUALS	PRIOR FY2 ACTUALS	LAST FY1 ACTUALS	CY ACTUALS	CY REV BUDGET	PROJECTION LEVEL 4	PCT CHANGE
01030200 PUBLIC WORKS - BLD MAINTENANCE								
<a href="#">01030200 501101</a>	FULL TIME/	222,314.49	243,774.11	452,151.78	372,740.69	496,004.00	464,929.00	-6.3%
<a href="#">01030200 501102</a>	SAL-PT/PER	.00	.00	13,158.46	11,137.04	13,639.00	14,034.00	2.9%
<a href="#">01030200 501105</a>	SAL-OVRTIM	2,518.12	1,353.65	12,323.35	12,938.37	2,600.00	2,600.00	.0%
<a href="#">01030200 501106</a>	SAL-LNGVIT	.00	.00	850.00	850.00	425.00	425.00	.0%
<a href="#">01030200 501888</a>	UNIFORM AL	800.00	450.00	860.97	983.96	1,225.00	1,225.00	.0%
<a href="#">01030200 522203</a>	SVS-ANCLRY	.00	.00	89,953.64	87,405.53	95,000.00	92,150.00	-3.0%
<a href="#">01030200 522204</a>	SVS-CONTRC	.00	.00	4,800.00	4,417.21	5,270.00	5,270.00	.0%
<a href="#">01030200 534402</a>	PROGRAM SU	558.10	1,461.37	4,719.24	4,139.37	5,000.00	4,850.00	-3.0%
<a href="#">01030200 567701</a>	GAS, OIL,	335,634.96	377,233.70	.00	.00	.00	.00	.0%
<a href="#">01030200 567702</a>	VEHICLE RE	286,297.12	329,118.84	.00	.00	.00	.00	.0%
<a href="#">01030200 578802</a>	MNTNCE-EQP	.00	.00	211,547.71	127,555.87	177,575.00	181,000.00	1.9%
<a href="#">01030200 581888</a>	CAPITAL OU	.00	19,570.09	.00	.00	.00	.00	.0%
<a href="#">01030200 589901</a>	RNTLS-A/LS	8,257.96	.00	.00	.00	.00	.00	.0%
<a href="#">01030200 589902</a>	OCCASIONAL	.00	1,200.00	.00	171.49	1,200.00	1,164.00	-3.0%
<a href="#">01030200 590017</a>	SEWER FEE	.00	.00	133,512.94	106,197.75	119,768.00	140,000.00	16.9%
TOTAL PUBLIC WORKS - BLD MAI		856,380.75	974,161.76	923,878.09	728,537.28	917,706.00	907,647.00	-1.1%



04/11/2013 13:47  
dsavo

TOWN OF TRUMBULL  
NEXT YEAR BUDGET HISTORICAL COMPARISON

PG 47  
bgnyrpts

PROJECTION: 20141 2013-14 BUDGET

FOR PERIOD 13

ACCOUNTS FOR:

GENERAL FUND		PRIOR FY3 ACTUALS	PRIOR FY2 ACTUALS	LAST FY1 ACTUALS	CY ACTUALS	CY REV BUDGET	PROJECTION LEVEL 4	PCT CHANGE
01030300 FLEET MAINTENANCE								
<a href="#">01030300 501101</a>	SAL-FT/PER	.00	.00	504,230.27	369,950.45	507,979.00	509,775.00	.4%
<a href="#">01030300 501105</a>	SAL-OVRTIM	.00	.00	8,987.98	5,888.61	10,200.00	10,200.00	.0%
<a href="#">01030300 501106</a>	SAL-LNGVIT	.00	.00	500.00	500.00	500.00	500.00	.0%
<a href="#">01030300 501888</a>	UNIFORMALL	.00	.00	2,489.97	1,990.01	5,575.00	5,407.75	-3.0%
<a href="#">01030300 567701</a>	TRNSP-GAS	.00	-1,516.69	499,033.24	380,137.41	392,911.00	381,124.00	-3.0%
<a href="#">01030300 567702</a>	TRNSP-VEH	.00	.00	329,057.82	334,666.92	341,560.00	331,313.20	-3.0%
<a href="#">01030300 578801</a>	MNTNCE-SV	.00	.00	574.03	1,500.00	2,540.00	2,450.00	-3.5%
TOTAL FLEET MAINTENANCE		.00	-1,516.69	1,344,873.31	1,094,633.40	1,261,265.00	1,240,769.95	-1.6%



04/11/2013 13:47  
dsavo

TOWN OF TRUMBULL  
NEXT YEAR BUDGET HISTORICAL COMPARISON

PG 48  
bgnyrpts

PROJECTION: 20141 2013-14 BUDGET

FOR PERIOD 13

ACCOUNTS FOR:

GENERAL FUND		PRIOR FY3 ACTUALS	PRIOR FY2 ACTUALS	LAST FY1 ACTUALS	CY ACTUALS	CY REV BUDGET	PROJECTION LEVEL 4	PCT CHANGE
01030400 RECYCLING CENTER								
<a href="#">01030400 501101</a>	FULL TIME/	77,622.58	108,413.31	128,827.11	145,013.32	189,038.00	118,552.00	-37.3%
<a href="#">01030400 501105</a>	OVERTIME	18,713.69	31,054.41	23,308.78	11,700.81	29,840.00	19,100.00	-36.0%
<a href="#">01030400 501888</a>	UNIFORMALL	300.00	50.00	350.00	700.00	500.00	500.00	.0%
<a href="#">01030400 522204</a>	CONTRACTUA	1,679,846.36	1,665,434.63	1,925,832.01	1,485,616.62	1,849,334.00	1,884,582.00	1.9%
<a href="#">01030400 522207</a>	SPECCONTR	11,876.22	30,199.70	26,329.29	56,942.45	64,100.00	67,300.00	5.0%
<a href="#">01030400 534402</a>	PROGRAM SU	10,287.16	3,569.56	22,550.07	6,689.93	8,000.00	11,510.00	43.9%
<a href="#">01030400 578801</a>	MNTNCE-SV	.00	.00	1,298.00	1,336.94	1,298.00	1,298.00	.0%
<a href="#">01030400 581886</a>	HAZARDOUS	17,148.80	14,471.00	7,395.50	6,973.00	15,000.00	15,000.00	.0%
<a href="#">01030400 581888</a>	CAPITAL OU	9,600.00	3,480.30	5,696.99	6,250.00	10,000.00	.00	-100.0%
<a href="#">01030400 589901</a>	RNTLS-A/LS	30,596.60	30,596.60	30,596.60	30,596.60	30,597.00	30,597.00	.0%
TOTAL RECYCLING CENTER		1,855,991.41	1,887,269.51	2,172,184.35	1,751,819.67	2,197,707.00	2,148,439.00	-2.2%





04/11/2013 13:47  
dsavo

TOWN OF TRUMBULL  
NEXT YEAR BUDGET HISTORICAL COMPARISON

PG 49  
bgnyrpts

PROJECTION: 20141 2013-14 BUDGET

FOR PERIOD 13

ACCOUNTS FOR:

GENERAL FUND		PRIOR FY3 ACTUALS	PRIOR FY2 ACTUALS	LAST FY1 ACTUALS	CY ACTUALS	CY REV BUDGET	PROJECTION LEVEL 4	PCT CHANGE
01030500	TOWN ENGINEER							
<a href="#">01030500 501101</a>	FULL TIME/	343,012.35	352,706.23	403,802.03	350,487.72	457,239.00	470,305.00	2.9%
<a href="#">01030500 501102</a>	PART TIME/	6,526.30	.00	.00	.00	.00	.00	.0%
<a href="#">01030500 501103</a>	SEASONAL/T	.00	2,600.00	.00	.00	.00	.00	.0%
<a href="#">01030500 501105</a>	OVERTIME	11,480.66	14,153.49	8,628.86	5,470.34	12,000.00	10,000.00	-16.7%
<a href="#">01030500 501106</a>	LONGEVITY	850.00	850.00	850.00	850.00	850.00	850.00	.0%
<a href="#">01030500 501888</a>	UNIFORMALL	229.49	506.68	839.91	990.00	840.00	840.00	.0%
<a href="#">01030500 522202</a>	PROFESSION	4,400.00	5,000.00	4,895.50	4,000.00	5,000.00	5,000.00	.0%
<a href="#">01030500 522203</a>	SVS-ANCLRY	427.52	427.52	.00	3,300.00	4,000.00	4,000.00	.0%
<a href="#">01030500 522204</a>	SVS-CONTRC	1,635.11	1,831.32	3,597.53	5,397.54	9,400.00	11,600.00	23.4%
<a href="#">01030500 534401</a>	OFFICE SUP	2,870.20	2,886.60	2,754.97	1,676.86	2,800.00	2,800.00	.0%
<a href="#">01030500 534402</a>	PROGRAM SU	1,862.55	2,861.69	3,634.23	1,759.41	3,500.00	2,500.00	-28.6%
<a href="#">01030500 545501</a>	LEGAL NOTI	.00	229.98	.00	.00	280.00	280.00	.0%
<a href="#">01030500 556602</a>	PRF DUES	784.00	1,150.00	580.00	1,005.00	1,555.00	1,355.00	-12.9%
<a href="#">01030500 578802</a>	EQUIPMENT/	1,840.00	360.00	1,734.00	753.50	2,000.00	1,800.00	-10.0%
<a href="#">01030500 589901</a>	ANNUAL REN	4,120.00	4,120.00	4,119.86	.00	.00	.00	.0%
	TOTAL TOWN ENGINEER	380,038.18	389,683.51	435,436.89	375,690.37	499,464.00	511,330.00	2.4%



04/11/2013 13:47  
dsavo

TOWN OF TRUMBULL  
NEXT YEAR BUDGET HISTORICAL COMPARISON

PG 50  
bgnyrpts

PROJECTION: 20141 2013-14 BUDGET

FOR PERIOD 13

ACCOUNTS FOR:

GENERAL FUND		PRIOR FY3 ACTUALS	PRIOR FY2 ACTUALS	LAST FY1 ACTUALS	CY ACTUALS	CY REV BUDGET	PROJECTION LEVEL 4	PCT CHANGE
04	PUBLIC HEALTH							
<hr/>								
01040000	HEALTH DISTRICT							
<a href="#">01040000 522205</a>	PROGRAM EX	214,335.00	235,532.00	241,633.00	257,950.00	257,956.00	303,895.00	17.8%
	TOTAL HEALTH DISTRICT	214,335.00	235,532.00	241,633.00	257,950.00	257,956.00	303,895.00	17.8%



04/11/2013 13:47  
dsavo

TOWN OF TRUMBULL  
NEXT YEAR BUDGET HISTORICAL COMPARISON

PG 51  
bgnyrpts

PROJECTION: 20141 2013-14 BUDGET

FOR PERIOD 13

ACCOUNTS FOR:

GENERAL FUND		PRIOR FY3 ACTUALS	PRIOR FY2 ACTUALS	LAST FY1 ACTUALS	CY ACTUALS	CY REV BUDGET	PROJECTION LEVEL 4	PCT CHANGE
01040200 VITAL STATISTICS								
<a href="#">01040200 522205</a>	PROGRAM EX	34.00	.00	356.00	.00	500.00	500.00	.0%
<a href="#">01040200 578803</a>	PROGRAM-RE	469.52	501.59	492.36	.00	500.00	500.00	.0%
TOTAL VITAL STATISTICS		503.52	501.59	848.36	.00	1,000.00	1,000.00	.0%



04/11/2013 13:47  
dsavo

TOWN OF TRUMBULL  
NEXT YEAR BUDGET HISTORICAL COMPARISON

PG 52  
bgnyrpts

PROJECTION: 20141 2013-14 BUDGET

FOR PERIOD 13

ACCOUNTS FOR:

GENERAL FUND		PRIOR FY3 ACTUALS	PRIOR FY2 ACTUALS	LAST FY1 ACTUALS	CY ACTUALS	CY REV BUDGET	PROJECTION LEVEL 4	PCT CHANGE
01040400 NURSING - SENIORS								
<a href="#">01040400 501101</a>	FULL TIME/	64,208.13	51,833.16	.00	.00	.00	.00	.0%
<a href="#">01040400 501102</a>	SAL-PT/PER	30.82	2,873.35	28,715.97	21,080.75	30,000.00	33,201.00	10.7%
<a href="#">01040400 501106</a>	SAL-LNGVIT	200.00	200.00	.00	.00	200.00	200.00	.0%
<a href="#">01040400 534402</a>	MTLS-PROG	515.52	219.96	240.54	.00	250.00	250.00	.0%
<a href="#">01040400 556602</a>	PRF DUES	25.00	25.00	.00	.00	25.00	25.00	.0%
<a href="#">01040400 567703</a>	TRNSP-TRV	152.85	147.96	16.12	.00	100.00	100.00	.0%
TOTAL NURSING - SENIORS		65,132.32	55,299.43	28,972.63	21,080.75	30,575.00	33,776.00	10.5%



04/11/2013 13:47  
dsavo

TOWN OF TRUMBULL  
NEXT YEAR BUDGET HISTORICAL COMPARISON

PG 53  
bgnyrpts

PROJECTION: 20141 2013-14 BUDGET

FOR PERIOD 13

ACCOUNTS FOR:

GENERAL FUND		PRIOR FY3 ACTUALS	PRIOR FY2 ACTUALS	LAST FY1 ACTUALS	CY ACTUALS	CY REV BUDGET	PROJECTION LEVEL 4	PCT CHANGE
01060400 NON PUBLIC SCHOOL								
<a href="#">01060400 501101</a>	SAL-FT/PER	268,252.87	262,771.44	270,338.20	171,795.28	265,685.00	231,901.00	-12.7%
<a href="#">01060400 501102</a>	SAL-PT/PER	8,469.82	13,778.00	14,293.75	13,081.25	14,925.00	21,390.00	43.3%
<a href="#">01060400 501104</a>	SAL-VAC, W	1,774.50	2,481.25	2,323.75	1,593.75	2,534.00	2,625.00	3.6%
<a href="#">01060400 501106</a>	SAL-LNGVIT	1,827.50	1,573.00	1,573.00	999.00	999.00	850.00	-14.9%
<a href="#">01060400 534402</a>	MTLS-PROG	890.50	1,173.00	443.08	228.81	900.00	900.00	.0%
<a href="#">01060400 556601</a>	PRF DV-SEM	.00	60.00	95.00	630.00	60.00	60.00	.0%
<a href="#">01060400 567703</a>	TRNSP-TRV	129.50	148.55	.00	.00	100.00	100.00	.0%
TOTAL NON PUBLIC SCHOOL		281,344.69	281,985.24	289,066.78	188,328.09	285,203.00	257,826.00	-9.6%



04/11/2013 13:47  
dsavo

TOWN OF TRUMBULL  
NEXT YEAR BUDGET HISTORICAL COMPARISON

PG 54  
bgnyrpts

PROJECTION: 20141 2013-14 BUDGET

FOR PERIOD 13

ACCOUNTS FOR:

GENERAL FUND		PRIOR FY3 ACTUALS	PRIOR FY2 ACTUALS	LAST FY1 ACTUALS	CY ACTUALS	CY REV BUDGET	PROJECTION LEVEL 4	PCT CHANGE
05	SOCIAL SERVICES							
01050000	SOCIAL SERVICES							
<a href="#">01050000 501101</a>	FULL TIME/	126,907.42	95,193.02	89,589.00	79,864.90	90,638.00	90,865.00	.3%
<a href="#">01050000 501102</a>	PART TIME/	.00	9,945.00	14,774.07	5,588.75	15,590.00	16,042.00	2.9%
<a href="#">01050000 501103</a>	SAL-SEASON	.00	886.50	1,474.14	7,418.37	.00	.00	.0%
<a href="#">01050000 501105</a>	SAL-OVRTIM	123.01	.00	1,908.38	13,327.12	.00	.00	.0%
<a href="#">01050000 501106</a>	LONGEVITY	837.00	412.00	412.00	412.00	425.00	412.00	-3.1%
<a href="#">01050000 534401</a>	MTLS-OFFCE	298.44	578.01	624.04	182.29	800.00	800.00	.0%
<a href="#">01050000 556601</a>	PRF DV-SEM	.00	.00	.00	.00	150.00	150.00	.0%
<a href="#">01050000 567703</a>	TRAVEL REI	323.72	359.26	-82.25	.00	.00	.00	.0%
<a href="#">01050000 578801</a>	MNTNCE-SV	.00	.00	.00	.00	.00	800.00	.0%
<a href="#">01050000 578802</a>	EQUIPMENT/	.00	.00	15.94	.00	.00	100.00	.0%
<a href="#">01050000 581888</a>	CAPITAL OU	.00	364.26	.00	.00	2,000.00	.00	-100.0%
<a href="#">01050000 589901</a>	ANNUAL REN	.00	.00	.00	.00	410.00	410.00	.0%
<a href="#">01050000 590014</a>	TELEPHONE	1,877.62	1,828.70	1,853.02	1,417.45	1,944.00	2,299.00	18.3%
	TOTAL SOCIAL SERVICES	130,367.21	109,566.75	110,568.34	108,210.88	111,957.00	111,878.00	-.1%



04/11/2013 13:47  
dsavo

TOWN OF TRUMBULL  
NEXT YEAR BUDGET HISTORICAL COMPARISON

PG 55  
bgnyrpts

PROJECTION: 20141 2013-14 BUDGET

FOR PERIOD 13

ACCOUNTS FOR:

GENERAL FUND		PRIOR FY3 ACTUALS	PRIOR FY2 ACTUALS	LAST FY1 ACTUALS	CY ACTUALS	CY REV BUDGET	PROJECTION LEVEL 4	PCT CHANGE
01050200 COUNSELING CENTER								
<a href="#">01050200 501101</a>	FULL TIME/	191,586.34	197,170.09	203,563.36	159,884.10	207,848.00	208,649.00	.4%
<a href="#">01050200 501105</a>	SAL-OVRTIM	1,382.58	448.56	1,069.40	795.76	570.00	684.00	20.0%
<a href="#">01050200 501106</a>	SAL-LNGVIT	1,275.00	1,275.00	1,275.00	1,275.00	1,275.00	1,275.00	.0%
<a href="#">01050200 522202</a>	SVS-PROF	4,020.01	.00	616.00	.00	3,000.00	3,000.00	.0%
<a href="#">01050200 522205</a>	PROG EXP	.00	.00	.00	315.00	.00	.00	.0%
<a href="#">01050200 534401</a>	MTLS-OFFCE	1,291.87	247.89	-.07	848.20	1,138.00	1,138.00	.0%
<a href="#">01050200 534402</a>	MTLS-PROG	134.70	.14	750.00	.00	750.00	750.00	.0%
<a href="#">01050200 545503</a>	PUB REL	.00	.00	.00	.00	300.00	300.00	.0%
<a href="#">01050200 556602</a>	PRF DUES	893.00	696.00	487.00	661.00	958.00	958.00	.0%
<a href="#">01050200 567703</a>	TRNSP-TRV	1,667.65	-.27	939.09	410.04	1,500.00	1,000.00	-33.3%
<a href="#">01050200 578801</a>	MNTNCE-SV	1,794.70	1,798.15	-.05	1,138.02	2,408.00	2,410.00	.1%
<a href="#">01050200 590011</a>	UTIL-HEAT	1,346.84	1,743.74	1,646.41	2,164.54	2,135.00	2,199.00	3.0%
<a href="#">01050200 590012</a>	UTIL-ELECT	2,286.70	2,522.18	2,095.96	1,524.09	2,503.00	2,290.00	-8.5%
<a href="#">01050200 590013</a>	UTIL-WATER	187.37	194.15	197.80	147.16	203.00	199.00	-2.0%
<a href="#">01050200 590014</a>	UTIL-PHONE	1,627.17	1,563.49	1,117.07	1,271.62	1,701.00	2,017.00	18.6%
TOTAL COUNSELING CENTER		209,493.93	207,659.12	213,756.97	170,434.53	226,289.00	226,869.00	.3%



04/11/2013 13:47  
dsavo

TOWN OF TRUMBULL  
NEXT YEAR BUDGET HISTORICAL COMPARISON

PG 56  
bgnyrpts

PROJECTION: 20141 2013-14 BUDGET

FOR PERIOD 13

ACCOUNTS FOR:

GENERAL FUND		PRIOR FY3 ACTUALS	PRIOR FY2 ACTUALS	LAST FY1 ACTUALS	CY ACTUALS	CY REV BUDGET	PROJECTION LEVEL 4	PCT CHANGE
01050400 YOUTH COMMISSION								
<a href="#">01050400 501102</a>	PART TIME/	41,368.03	43,656.89	.00	34,123.86	46,904.00	48,264.00	2.9%
<a href="#">01050400 522201</a>	CLERICAL F	180.00	60.00	.00	.00	.00	.00	.0%
<a href="#">01050400 522205</a>	PROGRAM EX	4,266.31	5,252.88	.00	2,516.98	6,000.00	6,000.00	.0%
<a href="#">01050400 534401</a>	OFFICE SUP	153.25	.00	.00	.00	.00	.00	.0%
<a href="#">01050400 534402</a>	PROGRAM SU	445.04	1,125.18	.00	69.38	1,541.00	1,541.00	.0%
<a href="#">01050400 545502</a>	PUBLIC REP	376.19	.00	.00	.00	.00	.00	.0%
<a href="#">01050400 545503</a>	PUBLIC REL	425.84	226.32	.00	715.25	685.00	685.00	.0%
<a href="#">01050400 567703</a>	TRAVEL REI	.00	142.55	.00	283.10	300.00	300.00	.0%
TOTAL YOUTH COMMISSION		47,214.66	50,463.82	.00	37,708.57	55,430.00	56,790.00	2.5%





04/11/2013 13:47  
dsavo

TOWN OF TRUMBULL  
NEXT YEAR BUDGET HISTORICAL COMPARISON

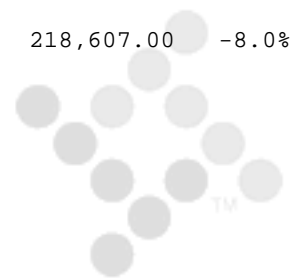
PG 57  
bgnyrpts

PROJECTION: 20141 2013-14 BUDGET

FOR PERIOD 13

ACCOUNTS FOR:

GENERAL FUND		PRIOR FY3 ACTUALS	PRIOR FY2 ACTUALS	LAST FY1 ACTUALS	CY ACTUALS	CY REV BUDGET	PROJECTION LEVEL 4	PCT CHANGE
01050600	SENIOR CITIZENS' SERVICES							
<a href="#">01050600 501101</a>	FULL TIME/	24,564.78	23,209.02	31,567.25	19,220.76	31,524.00	31,524.00	.0%
<a href="#">01050600 501102</a>	PART TIME/	90,957.32	90,465.71	93,495.73	66,481.98	92,678.00	79,714.00	-14.0%
<a href="#">01050600 501105</a>	SAL-OVRTIM	.00	.00	349.87	2,290.44	.00	.00	.0%
<a href="#">01050600 501106</a>	LONGEVITY	213.00	213.00	213.00	213.00	213.00	213.00	.0%
<a href="#">01050600 522201</a>	CLERICAL F	540.00	540.00	600.00	240.00	600.00	600.00	.0%
<a href="#">01050600 522203</a>	SVS-ANCLRY	.00	.00	.00	.00	9,100.00	.00	-100.0%
<a href="#">01050600 522205</a>	PROGRAM EX	20,754.69	24,860.09	25,791.54	28,804.18	44,130.00	48,910.00	10.8%
<a href="#">01050600 534401</a>	OFFICE SUP	865.75	977.51	1,165.81	1,125.24	1,231.00	1,423.00	15.6%
<a href="#">01050600 534403</a>	MTLS-CLNG	423.00	295.88	249.23	476.74	1,700.00	1,226.00	-27.9%
<a href="#">01050600 545502</a>	PUBLIC REP	340.00	599.04	638.48	.00	400.00	400.00	.0%
<a href="#">01050600 556601</a>	PRF DV-SEM	.00	.00	.00	.00	75.00	.00	-100.0%
<a href="#">01050600 567703</a>	TRAVEL REI	93.64	.00	58.62	.00	300.00	300.00	.0%
<a href="#">01050600 578801</a>	SERVICE CO	6,451.57	5,822.88	4,410.07	3,561.43	6,988.00	10,199.00	46.0%
<a href="#">01050600 578802</a>	EQUIPMENT/	4,108.67	3,034.94	4,082.51	4,000.00	4,000.00	4,000.00	.0%
<a href="#">01050600 578804</a>	MNTNCE-RFS	1,280.49	1,318.86	1,328.52	1,107.10	1,368.00	1,368.00	.0%
<a href="#">01050600 581888</a>	CAPITAL OU	2,774.00	34,762.20	9,321.27	8,512.70	8,513.00	8,909.00	4.7%
<a href="#">01050600 590011</a>	UTIL-HEAT	9,135.72	9,119.98	7,253.42	6,333.41	9,385.00	9,667.00	3.0%
<a href="#">01050600 590012</a>	ELECTRICIT	18,396.82	19,399.80	16,537.00	9,065.78	20,417.00	14,735.00	-27.8%
<a href="#">01050600 590013</a>	WATER	1,317.87	1,374.90	1,430.55	1,109.15	1,426.00	1,416.00	-.7%
<a href="#">01050600 590014</a>	TELEPHONE	3,273.74	3,332.36	3,433.08	2,724.34	3,597.00	4,003.00	11.3%
	TOTAL SENIOR CITIZENS' SERVI	185,491.06	219,326.17	201,925.95	155,266.25	237,645.00	218,607.00	-8.0%



04/11/2013 13:47  
dsavo

TOWN OF TRUMBULL  
NEXT YEAR BUDGET HISTORICAL COMPARISON

PG 58  
bgnyrpts

PROJECTION: 20141 2013-14 BUDGET

FOR PERIOD 13

ACCOUNTS FOR:

GENERAL FUND		PRIOR FY3 ACTUALS	PRIOR FY2 ACTUALS	LAST FY1 ACTUALS	CY ACTUALS	CY REV BUDGET	PROJECTION LEVEL 4	PCT CHANGE
06	EDUCATION							
<u>01060000 EDUCATION</u>								
<a href="#">01060000 511152</a>	FRINGE-WC	.00	.00	81,533.66	68,797.11	.00	.00	.0%
<a href="#">01060000 522204</a>	SVS-CONTRC	242,422.04	232,405.34	198,851.25	80,757.36	174,047.00	185,000.00	6.3%
<a href="#">01060000 522205</a>	PROG EXP	83,822,295.81	84,419,338.01	86,538,763.50	56,768,873.94	90,479,175.00	92,962,381.00	2.7%
<a href="#">01060000 567703</a>	TRNSP-TRV	800,585.08	814,618.81	828,746.02	432,201.89	857,851.00	888,000.00	3.5%
<a href="#">01060000 578805</a>	XTRA ITEM	.00	.00	12,249.00	3,900.00	.00	.00	.0%
<a href="#">01060000 589901</a>	RNTLS-A/LS	178,029.69	209,155.17	269,496.76	156,090.33	240,432.00	240,500.00	.0%
<a href="#">01060000 595888</a>	INT-BOND	1,875,314.07	1,916,038.14	2,129,490.02	1,175,743.26	2,397,813.00	2,381,728.00	-.7%
<a href="#">01060000 596888</a>	INT-ST NOT	.00	.00	.00	.00	.00	6,110.00	.0%
<a href="#">01060000 597888</a>	PRINC-BOND	4,546,660.00	4,053,750.00	4,512,150.00	3,951,300.00	4,767,300.00	5,551,500.00	16.4%
TOTAL EDUCATION		91,465,306.69	91,645,305.47	94,571,280.21	62,637,663.89	98,916,618.00	102,215,219.00	3.3%



04/11/2013 13:47  
dsavo

TOWN OF TRUMBULL  
NEXT YEAR BUDGET HISTORICAL COMPARISON

PG 59  
bgnyrpts

PROJECTION: 20141 2013-14 BUDGET

FOR PERIOD 13

ACCOUNTS FOR:

GENERAL FUND		PRIOR FY3 ACTUALS	PRIOR FY2 ACTUALS	LAST FY1 ACTUALS	CY ACTUALS	CY REV BUDGET	PROJECTION LEVEL 4	PCT CHANGE
01060200	SCHOOL NURSES							
<a href="#">01060200 501101</a>	FULL TIME/	649,893.59	664,498.62	705,240.44	546,872.67	655,964.00	785,744.00	19.8%
<a href="#">01060200 501102</a>	PART TIME/	29,802.02	41,098.90	30,773.00	24,896.25	33,000.00	42,780.00	29.6%
<a href="#">01060200 501104</a>	RELIEF/VAC	7,549.75	7,685.88	7,150.25	12,689.50	7,395.00	8,062.00	9.0%
<a href="#">01060200 501105</a>	SAL-OVRTIM	96.86	.00	.00	1,535.10	.00	.00	.0%
<a href="#">01060200 501106</a>	LONGEVITY	2,197.50	1,602.00	1,177.00	901.00	901.00	625.00	-30.6%
<a href="#">01060200 534401</a>	OFFICE SUP	748.50	500.87	638.08	635.27	722.00	722.00	.0%
<a href="#">01060200 534402</a>	PROGSUPPL	2,428.50	2,260.53	1,471.24	851.00	2,058.00	2,058.00	.0%
<a href="#">01060200 545504</a>	POSTAGE	123.00	120.00	120.00	120.00	120.00	120.00	.0%
<a href="#">01060200 556601</a>	PRF DV-SEM	150.00	83.00	45.00	50.00	120.00	220.00	83.3%
<a href="#">01060200 556602</a>	PRF DV-PRF	236.00	236.00	.00	.00	240.00	240.00	.0%
<a href="#">01060200 567703</a>	TRAVEL REI	504.30	598.67	905.28	207.02	820.00	820.00	.0%
<a href="#">01060200 578801</a>	MNTNCE-SV	1,186.11	1,175.02	1,082.01	1,032.08	1,397.00	1,397.00	.0%
TOTAL SCHOOL NURSES		694,916.13	719,859.49	748,602.30	589,789.89	702,737.00	842,788.00	19.9%



04/11/2013 13:47  
dsavo

TOWN OF TRUMBULL  
NEXT YEAR BUDGET HISTORICAL COMPARISON

PG 60  
bgnyrpts

PROJECTION: 20141 2013-14 BUDGET

FOR PERIOD 13

ACCOUNTS FOR:

GENERAL FUND		PRIOR FY3 ACTUALS	PRIOR FY2 ACTUALS	LAST FY1 ACTUALS	CY ACTUALS	CY REV BUDGET	PROJECTION LEVEL 4	PCT CHANGE
01060600 BUSINESS/EDUCATION INITIATIVE								
<a href="#">01060600 522202</a>	SVS-PROF	18,191.25	19,421.75	19,941.75	10,336.75	20,000.00	20,000.00	.0%
<a href="#">01060600 522204</a>	CONTRACTUA	9,018.46	7,675.00	4,811.25	2,937.50	8,000.00	8,000.00	.0%
<a href="#">01060600 522205</a>	PROG EXP	.00	153.25	.00	9,620.15	10,000.00	30,000.00	200.0%
<a href="#">01060600 534401</a>	OFFICE SUP	354.56	408.19	379.57	61.93	450.00	450.00	.0%
<a href="#">01060600 534402</a>	PROGRAM SU	317.35	217.00	256.00	189.95	300.00	300.00	.0%
<a href="#">01060600 545502</a>	PUBLIC REP	.00	73.95	74.95	.00	300.00	300.00	.0%
<a href="#">01060600 567703</a>	TRNSP-TRV	55.00	146.88	.00	.00	100.00	100.00	.0%
<a href="#">01060600 590011</a>	HEAT	2,387.11	2,634.17	2,056.27	1,633.55	2,738.00	2,820.00	3.0%
<a href="#">01060600 590012</a>	ELECTRICIT	2,433.85	2,252.32	2,251.90	1,830.38	2,479.00	2,631.00	6.1%
<a href="#">01060600 590014</a>	TELEPHONE	319.27	310.80	316.82	247.64	358.00	404.00	12.8%
TOTAL BUSINESS/EDUCATION INI		33,076.85	33,293.31	30,088.51	26,857.85	44,725.00	65,005.00	45.3%



04/11/2013 13:47  
dsavo

TOWN OF TRUMBULL  
NEXT YEAR BUDGET HISTORICAL COMPARISON


PG 61  
bgnyrpts

PROJECTION: 20141 2013-14 BUDGET

FOR PERIOD 13

ACCOUNTS FOR:

GENERAL FUND		PRIOR FY3 ACTUALS	PRIOR FY2 ACTUALS	LAST FY1 ACTUALS	CY ACTUALS	CY REV BUDGET	PROJECTION LEVEL 4	PCT CHANGE
07	LIBRARIES							
01070000	LIBRARIES							
<a href="#">01070000 501101</a>	FULL TIME/	790,860.07	807,182.37	834,281.29	603,091.74	842,600.00	834,496.00	-1.0%
<a href="#">01070000 501102</a>	PART TIME/	295,490.30	296,066.39	308,576.78	240,588.10	308,747.00	317,523.00	2.8%
<a href="#">01070000 501105</a>	LIBRARY -O	20,383.71	20,441.24	20,990.21	15,868.24	21,935.00	21,935.00	.0%
<a href="#">01070000 501106</a>	LONGEVITY	1,675.00	1,908.45	2,125.00	1,700.00	2,125.00	1,275.00	-40.0%
<a href="#">01070000 522201</a>	CLERICAL F	540.00	540.00	660.00	360.00	720.00	720.00	.0%
<a href="#">01070000 522205</a>	PROGRAM EX	10,639.47	11,332.71	10,993.19	10,064.76	11,000.00	11,600.00	5.5%
<a href="#">01070000 534401</a>	OFFICE SUP	22,867.36	23,327.60	23,949.03	14,873.40	24,000.00	24,000.00	.0%
<a href="#">01070000 534402</a>	PROGRAM SU	166,995.80	166,999.34	166,999.64	168,118.72	172,000.00	172,000.00	.0%
<a href="#">01070000 545504</a>	POSTAGE	484.68	497.16	477.01	143.71	500.00	250.00	-50.0%
<a href="#">01070000 556601</a>	PRF DV-SEM	565.00	.00	.00	.00	.00	.00	.0%
<a href="#">01070000 556602</a>	PRF DV-PRF	245.00	.00	.00	.00	.00	.00	.0%
<a href="#">01070000 578801</a>	SERVICE CO	4,086.31	3,519.56	4,813.40	4,672.66	5,383.00	5,570.00	3.5%
<a href="#">01070000 578802</a>	EQUIPMENT/	43,906.31	44,995.77	30,164.27	27,689.23	29,217.00	27,518.00	-5.8%
<a href="#">01070000 578803</a>	PROGRAM-RE	3,352.34	3,381.90	3,848.46	2,481.41	4,750.00	4,000.00	-15.8%
<a href="#">01070000 578804</a>	REFUSE REM	2,319.72	2,389.32	2,406.84	2,005.70	2,479.00	2,479.00	.0%
<a href="#">01070000 581888</a>	CAPITAL OU	.00	12,855.44	11,835.00	9,001.90	11,835.00	11,835.00	.0%
<a href="#">01070000 589901</a>	ANNUAL REN	31,807.62	26,369.15	25,998.03	15,937.81	27,573.00	25,191.00	-8.6%
<a href="#">01070000 590011</a>	HEAT	17,534.29	16,162.90	14,189.20	14,008.03	17,901.00	18,438.00	3.0%
<a href="#">01070000 590012</a>	ELECTRICIT	76,696.83	73,906.15	70,836.71	45,931.50	77,787.00	73,095.00	-6.0%
<a href="#">01070000 590013</a>	WATER	1,696.43	1,826.01	1,865.90	1,494.00	1,856.00	1,850.00	-.3%
<a href="#">01070000 590014</a>	TELEPHONE	31,781.62	25,019.78	7,342.02	5,874.78	11,073.00	9,565.00	-13.6%
	TOTAL LIBRARIES	1,523,927.86	1,538,721.24	1,542,351.98	1,183,905.69	1,573,481.00	1,563,340.00	-.6%



04/11/2013 13:47  
dsavo

TOWN OF TRUMBULL  
NEXT YEAR BUDGET HISTORICAL COMPARISON

PG 62  
bgnyrpts

PROJECTION: 20141 2013-14 BUDGET

FOR PERIOD 13

ACCOUNTS FOR:

GENERAL FUND		PRIOR FY3 ACTUALS	PRIOR FY2 ACTUALS	LAST FY1 ACTUALS	CY ACTUALS	CY REV BUDGET	PROJECTION LEVEL 4	PCT CHANGE
08	RECREATION AND PARKS							
01080000	PUBLIC EVENTS							
<u>01080000 522205</u>	PROGRAM EX	17,153.00	17,975.93	21,448.39	67,838.14	80,000.00	20,000.00	-75.0%
	TOTAL PUBLIC EVENTS	17,153.00	17,975.93	21,448.39	67,838.14	80,000.00	20,000.00	-75.0%



04/11/2013 13:47  
dsavo

TOWN OF TRUMBULL  
NEXT YEAR BUDGET HISTORICAL COMPARISON

PG 63  
bgnyrpts

PROJECTION: 20141 2013-14 BUDGET

FOR PERIOD 13

ACCOUNTS FOR:

GENERAL FUND		PRIOR FY3 ACTUALS	PRIOR FY2 ACTUALS	LAST FY1 ACTUALS	CY ACTUALS	CY REV BUDGET	PROJECTION LEVEL 4	PCT CHANGE
01080300 TRUMBULL DAY COMMISSION								
<u>01080300 522201</u>	SVS-CLRC	240.00	.00	.00	.00	.00	360.00	.0%
TOTAL TRUMBULL DAY COMMISSIO		240.00	.00	.00	.00	.00	360.00	.0%



04/11/2013 13:47  
dsavo

TOWN OF TRUMBULL  
NEXT YEAR BUDGET HISTORICAL COMPARISON

PG 64  
bgnyrpts

PROJECTION: 20141 2013-14 BUDGET

FOR PERIOD 13

ACCOUNTS FOR:

GENERAL FUND		PRIOR FY3 ACTUALS	PRIOR FY2 ACTUALS	LAST FY1 ACTUALS	CY ACTUALS	CY REV BUDGET	PROJECTION LEVEL 4	PCT CHANGE
01080400 RECREATION								
<a href="#">01080400 501101</a>	FULL TIME/	156,462.27	161,208.76	166,262.96	138,301.90	167,048.00	167,238.00	.1%
<a href="#">01080400 501102</a>	PART TIME/	28,553.66	19,679.00	23,212.21	18,939.25	25,631.00	26,373.00	2.9%
<a href="#">01080400 501102 YOUTH</a>	SAL-PT/PER	.00	.00	37,173.80	.00	.00	.00	.0%
<a href="#">01080400 501103</a>	SAL-SEASON	.00	.00	468.00	.00	.00	.00	.0%
<a href="#">01080400 501105</a>	SAL-OVRTIM	.00	.00	2,075.09	3,316.61	1,730.00	4,200.00	142.8%
<a href="#">01080400 501106</a>	SAL-LNGVIT	625.00	625.00	850.00	850.00	850.00	850.00	.0%
<a href="#">01080400 522201</a>	CLERICAL F	480.00	360.00	240.00	.00	.00	.00	.0%
<a href="#">01080400 522205</a>	PROG EXP	277,500.00	277,500.00	272,638.00	306,028.77	277,500.00	277,500.00	.0%
<a href="#">01080400 522205 YOUTH</a>	PROG EXP	.00	.00	6,098.02	.00	.00	.00	.0%
<a href="#">01080400 534402</a>	PROGSUPPL	11,043.82	12,322.00	13,849.53	11,220.93	11,583.00	11,200.00	-3.3%
<a href="#">01080400 534402 YOUTH</a>	PROGSUPPL	.00	.00	1,531.63	.00	.00	.00	.0%
<a href="#">01080400 545503 YOUTH</a>	COM-PUB RL	.00	.00	199.37	.00	.00	.00	.0%
<a href="#">01080400 556601</a>	PRF DV-SEM	299.00	.00	.00	.00	400.00	400.00	.0%
<a href="#">01080400 556602</a>	PRF DV-PRF	400.00	315.00	150.00	150.00	400.00	400.00	.0%
<a href="#">01080400 567703</a>	TRNSP-TRV	2,214.13	1,842.00	2,240.06	1,576.76	2,220.00	2,260.00	1.8%
<a href="#">01080400 567703 YOUTH</a>	TRNSP-TRV	.00	.00	119.32	.00	.00	.00	.0%
<a href="#">01080400 578801</a>	MNTNCE-SV	837.00	808.20	905.04	180.00	1,210.00	1,212.00	.2%
<a href="#">01080400 578804</a>	MNTNCE-RFS	640.29	659.49	664.32	532.72	684.00	684.00	.0%
TOTAL RECREATION		479,055.17	475,319.45	528,677.35	481,096.94	489,256.00	492,317.00	.6%





04/11/2013 13:47  
dsavo

TOWN OF TRUMBULL  
NEXT YEAR BUDGET HISTORICAL COMPARISON

PG 65  
bgnyrpts

PROJECTION: 20141 2013-14 BUDGET

FOR PERIOD 13

ACCOUNTS FOR:

GENERAL FUND		PRIOR FY3 ACTUALS	PRIOR FY2 ACTUALS	LAST FY1 ACTUALS	CY ACTUALS	CY REV BUDGET	PROJECTION LEVEL 4	PCT CHANGE
01080600	PARKS							
<a href="#">01080600 501101</a>	FULL TIME/	812,234.84	861,780.23	873,435.09	696,783.70	920,378.00	925,933.00	.6%
<a href="#">01080600 501102</a>	PART TIME/	23,640.10	19,674.61	.00	.00	.00	.00	.0%
<a href="#">01080600 501103</a>	SEASONAL/T	63,174.78	61,150.25	106,634.09	74,052.48	102,510.00	102,570.00	.1%
<a href="#">01080600 501105</a>	OVERTIME	22,883.43	29,127.89	13,669.22	18,168.23	37,000.00	27,000.00	-27.0%
<a href="#">01080600 501106</a>	LONGEVITY	1,625.00	1,625.00	1,850.00	1,850.00	2,275.00	2,275.00	.0%
<a href="#">01080600 501120</a>	AED STIP	1,280.00	320.00	800.00	800.00	1,200.00	1,200.00	.0%
<a href="#">01080600 501888</a>	UNIFORM AL	5,326.33	5,071.81	9,800.21	4,806.00	11,890.00	11,890.00	.0%
<a href="#">01080600 522201</a>	SVS-CLRC	1,306.00	1,999.92	3,949.92	3,037.50	4,050.00	4,150.00	2.5%
<a href="#">01080600 522203</a>	SVS-ANCLRY	219,999.96	219,999.83	212,470.00	209,400.00	209,400.00	209,400.00	.0%
<a href="#">01080600 534401</a>	MTLS-OFFCE	411.78	379.81	747.34	746.73	750.00	750.00	.0%
<a href="#">01080600 534402</a>	PROGRAM SU	65,291.54	71,623.50	65,007.81	64,134.81	67,000.00	65,000.00	-3.0%
<a href="#">01080600 534403</a>	MTLS-CLNG	5,585.60	5,569.78	4,999.63	4,000.00	5,600.00	5,600.00	.0%
<a href="#">01080600 545503</a>	PUBLIC REL	2,760.00	2,800.00	3,500.00	3,500.00	5,500.00	3,500.00	-36.4%
<a href="#">01080600 556601</a>	PRF DV-SEM	180.00	65.00	200.00	507.45	750.00	750.00	.0%
<a href="#">01080600 578801</a>	SERVICE CO	4,529.00	6,654.00	7,890.00	2,940.95	10,414.00	10,414.00	.0%
<a href="#">01080600 578802</a>	EQUIPMENT/	20,563.62	17,776.70	22,763.53	22,289.40	22,000.00	22,000.00	.0%
<a href="#">01080600 578803</a>	PROGRAM-RE	49,242.67	52,753.99	48,846.08	28,152.93	49,852.00	49,852.00	.0%
<a href="#">01080600 578804</a>	MNTNCE-RFS	397.84	410.76	413.76	310.32	426.00	426.00	.0%
<a href="#">01080600 581888</a>	CAPITAL OU	3,451.53	.00	46,695.00	35,746.82	38,812.00	54,120.00	39.4%
<a href="#">01080600 589901</a>	ANNUAL REN	95,177.66	91,942.53	75,977.53	39,148.20	39,148.00	39,148.00	.0%
<a href="#">01080600 589902</a>	OCCASIONAL	4,750.00	3,575.00	7,000.00	2,850.00	7,000.00	7,000.00	.0%
<a href="#">01080600 590011</a>	HEAT	6,882.35	8,732.11	5,540.13	4,749.59	9,025.00	9,296.00	3.0%
<a href="#">01080600 590012</a>	ELECTRICIT	102,543.26	102,995.59	97,083.23	65,297.40	103,428.00	96,030.00	-7.2%
<a href="#">01080600 590013</a>	WATER	34,228.73	56,994.71	61,062.61	45,097.87	55,647.00	68,514.00	23.1%

04/11/2013 13:47  
dsavo

TOWN OF TRUMBULL  
NEXT YEAR BUDGET HISTORICAL COMPARISON

PG 66  
bgnyrpts

PROJECTION: 20141 2013-14 BUDGET

FOR PERIOD 13

ACCOUNTS FOR:

GENERAL FUND		PRIOR FY3 ACTUALS	PRIOR FY2 ACTUALS	LAST FY1 ACTUALS	CY ACTUALS	CY REV BUDGET	PROJECTION LEVEL 4	PCT CHANGE
<a href="#">01080600</a> <a href="#">590014</a>	TELEPHONE	15,051.03	16,069.20	18,170.35	11,634.23	19,057.00	18,528.00	-2.8%
TOTAL PARKS		1,562,517.05	1,639,092.22	1,688,505.53	1,340,004.61	1,723,112.00	1,735,346.00	.7%



04/11/2013 13:47  
dsavo

TOWN OF TRUMBULL  
NEXT YEAR BUDGET HISTORICAL COMPARISON

PG 67  
bgnyrpts

PROJECTION: 20141 2013-14 BUDGET

FOR PERIOD 13

ACCOUNTS FOR:

GENERAL FUND		PRIOR FY3 ACTUALS	PRIOR FY2 ACTUALS	LAST FY1 ACTUALS	CY ACTUALS	CY REV BUDGET	PROJECTION LEVEL 4	PCT CHANGE
01080800 TREE WARDEN								
<a href="#">01080800 501101</a>	FULL TIME/	20,605.78	20,608.56	21,121.80	16,186.80	21,043.00	21,653.00	2.9%
<a href="#">01080800 522205</a>	PROGRAM EX	59,180.00	59,980.00	50,795.00	65,222.44	70,000.00	68,000.00	-2.9%
<a href="#">01080800 578806</a>	EMERG SERV	20,000.00	19,560.00	50,177.50	44,264.83	25,000.00	24,150.00	-3.4%
TOTAL TREE WARDEN		99,785.78	100,148.56	122,094.30	125,674.07	116,043.00	113,803.00	-1.9%



04/11/2013 13:47  
dsavo

TOWN OF TRUMBULL  
NEXT YEAR BUDGET HISTORICAL COMPARISON

PG 68  
bgnyrpts

PROJECTION: 20141 2013-14 BUDGET

FOR PERIOD 13

ACCOUNTS FOR:

GENERAL FUND		PRIOR FY3 ACTUALS	PRIOR FY2 ACTUALS	LAST FY1 ACTUALS	CY ACTUALS	CY REV BUDGET	PROJECTION LEVEL 4	PCT CHANGE
01080900 ARTS COMMISSION								
<a href="#">01080900 501102</a>	SAL-PT/PER	18,481.25	18,475.99	19,093.67	14,285.73	18,874.00	19,421.00	2.9%
<a href="#">01080900 522201</a>	SVS-CLRC	180.00	420.00	180.00	60.00	480.00	180.00	-62.5%
<a href="#">01080900 522205</a>	PROGRAM EX	5,999.38	6,027.52	6,225.67	5,983.24	6,000.00	6,000.00	.0%
<a href="#">01080900 534401</a>	OFFICE SUP	420.25	398.11	410.67	463.03	420.00	420.00	.0%
<a href="#">01080900 545503</a>	COM-PUB RL	1,654.36	2,999.03	2,999.76	2,327.05	3,000.00	3,000.00	.0%
<a href="#">01080900 567703</a>	TRNSP-TRV	111.42	95.88	54.39	.00	100.00	100.00	.0%
TOTAL ARTS COMMISSION		26,846.66	28,416.53	28,964.16	23,119.05	28,874.00	29,121.00	.9%



04/11/2013 13:47  
dsavo

TOWN OF TRUMBULL  
NEXT YEAR BUDGET HISTORICAL COMPARISON

PG 69  
bgnyrpts

PROJECTION: 20141 2013-14 BUDGET

FOR PERIOD 13

ACCOUNTS FOR:

GENERAL FUND		PRIOR FY3 ACTUALS	PRIOR FY2 ACTUALS	LAST FY1 ACTUALS	CY ACTUALS	CY REV BUDGET	PROJECTION LEVEL 4	PCT CHANGE
09	DEBT SERVICE							
<hr/>								
01090000	DEBT SERVICE							
<a href="#">01090000 595888</a>	INTEREST G	1,420,851.62	1,486,873.06	1,468,257.25	809,842.89	671,305.00	1,407,043.00	109.6%
<a href="#">01090000 596888</a>	INTEREST -	-146,603.41	814,626.36	273,803.47	-286,237.40	285,500.00	211,192.00	-26.0%
<a href="#">01090000 597888</a>	G/O BONDS	2,331,602.50	2,527,300.00	2,570,160.00	2,816,595.00	3,166,595.00	2,737,655.00	-13.5%
TOTAL DEBT SERVICE		3,605,850.71	4,828,799.42	4,312,220.72	3,340,200.49	4,123,400.00	4,355,890.00	5.6%
TOTAL GENERAL FUND		133,176,316.74	136,079,520.46	140,292,426.24	101,136,624.36	146,719,734.00	151,993,877.00	3.6%



04/11/2013 13:47  
dsavo

TOWN OF TRUMBULL  
NEXT YEAR BUDGET HISTORICAL COMPARISON

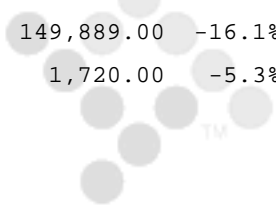
PG 70  
bgnyrpts

PROJECTION: 20141 2013-14 BUDGET

FOR PERIOD 13

ACCOUNTS FOR:

SEWER		PRIOR FY3 ACTUALS	PRIOR FY2 ACTUALS	LAST FY1 ACTUALS	CY ACTUALS	CY REV BUDGET	PROJECTION LEVEL 4	PCT CHANGE
10	ENTERPRISE FUNDS							
20100000	SEWERS-ENTERPRISE							
<a href="#">20100000 501101</a>	SAL-FT/PER	207,917.14	227,379.17	281,470.62	183,701.41	188,280.00	191,096.00	1.5%
<a href="#">20100000 501102</a>	SAL-PT/PER	24,281.50	22,883.41	97.54	.00	.00	.00	.0%
<a href="#">20100000 501105</a>	SAL-OVRTIM	16,950.68	16,895.38	11,778.32	11,510.86	20,000.00	20,000.00	.0%
<a href="#">20100000 501106</a>	SAL-LNGVIT	850.00	850.00	850.00	850.00	1,050.00	850.00	-19.0%
<a href="#">20100000 501888</a>	UNIFORMALL	422.48	1,459.85	1,383.32	1,540.00	1,490.00	1,490.00	.0%
<a href="#">20100000 522201</a>	SVS-CLRC	1,254.19	1,826.82	1,064.68	2,103.09	2,500.00	2,500.00	.0%
<a href="#">20100000 522202</a>	SVS-PROF	137,618.56	71,889.98	90,779.53	210,495.82	505,500.00	425,000.00	-15.9%
<a href="#">20100000 522204</a>	SVS-CONTRC	3,976,878.07	4,248,893.77	4,219,484.26	4,331,861.68	4,963,736.00	4,972,842.00	.2%
<a href="#">20100000 522205</a>	PROG EXP	121.15	.00	.00	.00	.00	.00	.0%
<a href="#">20100000 522210</a>	REIMB-GF	310,522.00	310,522.00	310,522.00	.00	405,590.00	416,402.00	2.7%
<a href="#">20100000 534402</a>	MTLS-PROG	22,475.86	22,424.65	21,574.93	18,689.83	20,000.00	20,000.00	.0%
<a href="#">20100000 545501</a>	COM-LEGAL	8,868.29	8,909.39	2,294.72	15,148.02	5,000.00	5,000.00	.0%
<a href="#">20100000 567701</a>	TRNSP-GAS	4,041.19	5,614.83	9,770.41	3,784.74	6,500.00	6,500.00	.0%
<a href="#">20100000 567702</a>	TRNSP-VEH	8,040.42	6,930.28	4,376.36	3,475.16	8,000.00	5,600.00	-30.0%
<a href="#">20100000 578801</a>	MNTNCE-SV	40,268.88	56,934.94	57,639.70	60,005.93	60,000.00	60,000.00	.0%
<a href="#">20100000 578802</a>	MNTNCE-EQP	.00	320.23	.00	.00	.00	.00	.0%
<a href="#">20100000 578803</a>	MNTNCE-PRG	27,637.13	29,928.51	29,545.97	27,906.37	30,000.00	30,000.00	.0%
<a href="#">20100000 578805</a>	XTRA ITEM	144,303.42	28,686.84	57,841.29	56,183.89	60,000.00	60,000.00	.0%
<a href="#">20100000 581888</a>	CAP OUTLAY	65,150.00	.00	58,454.00	52,500.00	52,500.00	85,000.00	61.9%
<a href="#">20100000 589901</a>	RNTLS-A/LS	2,796.27	2,796.27	2,796.27	4,837.40	6,000.00	12,000.00	100.0%
<a href="#">20100000 590011</a>	UTIL-HEAT	2,375.38	13,311.47	13,555.29	12,637.04	13,333.00	13,733.00	3.0%
<a href="#">20100000 590012</a>	UTIL-ELECT	172,852.33	159,692.84	146,162.75	96,181.56	178,704.00	149,889.00	-16.1%
<a href="#">20100000 590013</a>	UTIL-WATER	1,592.32	1,696.78	1,722.06	1,334.67	1,817.00	1,720.00	-5.3%



04/11/2013 13:47  
dsavo

TOWN OF TRUMBULL  
NEXT YEAR BUDGET HISTORICAL COMPARISON

PG 71  
bgnyrpts

PROJECTION: 20141 2013-14 BUDGET

FOR PERIOD 13

ACCOUNTS FOR:

SEWER		PRIOR FY3 ACTUALS	PRIOR FY2 ACTUALS	LAST FY1 ACTUALS	CY ACTUALS	CY REV BUDGET	PROJECTION LEVEL 4	PCT CHANGE
<a href="#">20100000 590014</a>	UTIL-PHONE	10,585.22	11,096.74	13,106.23	8,126.67	12,357.00	12,512.00	1.3%
<a href="#">20100000 595888</a>	INT-BOND	.00	.00	.00	.00	.00	19,000.00	.0%
<a href="#">20100000 597888</a>	PRINC-BOND	.00	.00	.00	.00	.00	26,000.00	.0%
TOTAL SEWERS-ENTERPRISE		5,187,802.48	5,250,944.15	5,336,270.25	5,102,874.14	6,542,357.00	6,537,134.00	-.1%
TOTAL SEWER		5,187,802.48	5,250,944.15	5,336,270.25	5,102,874.14	6,542,357.00	6,537,134.00	-.1%



04/11/2013 13:47  
dsavo

TOWN OF TRUMBULL  
NEXT YEAR BUDGET HISTORICAL COMPARISON

PG 72  
bgnyrpts

PROJECTION: 20141 2013-14 BUDGET

FOR PERIOD 13

ACCOUNTS FOR:

GOLF COURSE		PRIOR FY3 ACTUALS	PRIOR FY2 ACTUALS	LAST FY1 ACTUALS	CY ACTUALS	CY REV BUDGET	PROJECTION LEVEL 4	PCT CHANGE
10	ENTERPRISE FUNDS							
21100000	TASHUA KNOLLS-ENTERPRISE							
<a href="#">21100000 501101</a>	SAL-FT/PER	281,511.25	338,473.46	348,322.53	268,409.20	358,401.00	351,367.00	-2.0%
<a href="#">21100000 501102</a>	SAL-PT/PER	18,162.25	19,796.39	20,356.17	16,635.48	19,851.00	20,427.00	2.9%
<a href="#">21100000 501103</a>	SAL-SEASON	224,342.37	227,916.25	232,608.07	149,536.15	235,007.00	239,007.00	1.7%
<a href="#">21100000 501105</a>	SAL-OVRTIM	39,866.43	33,926.62	29,337.53	21,297.21	37,000.00	37,000.00	.0%
<a href="#">21100000 501106</a>	SAL-LNGVIT	1,275.00	1,275.00	1,275.00	1,275.00	1,275.00	1,275.00	.0%
<a href="#">21100000 501888</a>	UNIFORMALL	1,935.48	2,867.07	2,917.01	820.62	3,640.00	3,640.00	.0%
<a href="#">21100000 522201</a>	SVS-CLRC	715.00	762.00	793.00	650.00	910.00	910.00	.0%
<a href="#">21100000 522202</a>	SVS-PROF	208,574.96	214,831.98	186,277.08	143,941.38	191,865.00	191,865.00	.0%
<a href="#">21100000 522203</a>	SVS-ANCLRY	9,812.50	10,726.00	11,689.00	8,061.00	13,600.00	23,600.00	73.5%
<a href="#">21100000 522204</a>	SVS-CONTRC	92,578.05	83,818.89	103,157.58	56,785.49	105,717.00	107,717.00	1.9%
<a href="#">21100000 522210</a>	REIMB-GF	177,290.00	177,290.00	177,290.00	.00	195,727.00	197,774.00	1.0%
<a href="#">21100000 534401</a>	MTLS-OFFCE	44,052.90	40,225.35	40,154.89	25,340.19	46,188.00	48,000.00	3.9%
<a href="#">21100000 534402</a>	MTLS-PROG	158,954.34	147,861.26	154,000.82	103,884.48	161,092.00	161,092.00	.0%
<a href="#">21100000 545503</a>	COM-PUB RL	1,431.66	517.00	1,628.60	355.50	3,000.00	3,000.00	.0%
<a href="#">21100000 556601</a>	PRF DV-SEM	2,500.00	2,500.00	2,461.75	2,497.26	2,500.00	3,500.00	40.0%
<a href="#">21100000 556602</a>	PRF DV-PRF	2,723.00	3,253.00	3,378.00	1,165.00	3,935.00	3,935.00	.0%
<a href="#">21100000 567701</a>	TRNSP-GAS	20,172.48	22,853.70	20,025.99	13,674.45	23,000.00	23,000.00	.0%
<a href="#">21100000 567702</a>	TRNSP-VEH	3,184.25	3,121.24	758.54	1,805.43	3,500.00	3,000.00	-14.3%
<a href="#">21100000 567703</a>	TRNSP-TRV	738.80	419.53	486.83	259.96	500.00	500.00	.0%
<a href="#">21100000 578801</a>	MNTNCE-SV	13,672.83	15,168.08	15,928.97	16,400.19	17,574.00	18,912.00	7.6%
<a href="#">21100000 578802</a>	MNTNCE-EQP	62,242.54	56,508.42	51,288.12	46,193.84	52,000.00	54,600.00	5.0%
<a href="#">21100000 578804</a>	MNTNCE-RFS	1,920.90	1,978.56	1,993.08	1,747.90	2,053.00	2,053.00	.0%
<a href="#">21100000 581888</a>	CAP OUTLAY	14,921.83	15,000.00	80,015.15	16,712.06	27,000.00	22,000.00	-18.5%



04/11/2013 13:47  
dsavo

TOWN OF TRUMBULL  
NEXT YEAR BUDGET HISTORICAL COMPARISON

PG 73  
bgnyrpts

PROJECTION: 20141 2013-14 BUDGET

FOR PERIOD 13

ACCOUNTS FOR:

GOLF COURSE		PRIOR FY3 ACTUALS	PRIOR FY2 ACTUALS	LAST FY1 ACTUALS	CY ACTUALS	CY REV BUDGET	PROJECTION LEVEL 4	PCT CHANGE
<a href="#">21100000 589901</a>	RNTLS-A/LS	40,666.80	52,196.27	58,050.09	59,803.44	59,817.00	36,778.00	-38.5%
<a href="#">21100000 589902</a>	RNTLS-OCC	3,886.68	983.86	1,163.99	1,163.26	1,500.00	1,500.00	.0%
<a href="#">21100000 590011</a>	UTIL-HEAT	6,123.35	9,810.31	5,137.09	17,751.57	12,293.00	12,662.00	3.0%
<a href="#">21100000 590012</a>	UTIL-ELECT	34,977.14	38,191.40	36,513.30	24,326.59	39,954.00	39,837.00	-.3%
<a href="#">21100000 590013</a>	UTIL-WATER	36,211.78	70,531.34	48,687.85	44,498.08	58,039.00	55,620.00	-4.2%
<a href="#">21100000 590014</a>	UTIL-PHONE	2,982.32	3,055.45	4,889.50	3,869.13	5,000.00	5,912.00	18.2%
<a href="#">21100000 595888</a>	INT-BOND	117,365.01	115,828.76	108,427.52	39,593.50	101,217.00	91,884.00	-9.2%
<a href="#">21100000 597888</a>	PRINC-BOND	172,000.00	157,000.00	194,000.00	97,000.00	219,000.00	98,904.00	-54.8%
TOTAL TASHUA KNOLLS-ENTERPRI		1,796,791.90	1,868,687.19	1,943,013.05	1,185,453.36	2,002,155.00	1,861,271.00	-7.0%
TOTAL GOLF COURSE		1,796,791.90	1,868,687.19	1,943,013.05	1,185,453.36	2,002,155.00	1,861,271.00	-7.0%
GRAND TOTAL		140,160,911.12	143,199,151.80	147,571,709.54	107,424,951.86	155,264,246.00	160,392,282.00	3.3%

\*\* END OF REPORT - Generated by Dawn Savo \*\*

