

**TOWN OF TRUMBULL, WATER POLLUTION CONTROL AUTHORITY
RFP # 6297
TRUMBULL BEARDSLEY PUMP STATION COMPREHENSIVE UPGRADE
ADDENDUM NO. 2**

A. GENERAL

1. Inclusion of this Addendum must be acknowledged by inserting its number on the appropriate page(s) of the Bid Forms. Failure to acknowledge any and all addenda in the above specified bid may be cause for rejection by the Town on the grounds that it is non-responsive.
2. **Last day to submit questions regarding RFP #6297 Beardsley Pump Station Comprehensive Upgrade Project is July 5th, 2018.**
3. This Addendum is intended to summarize the MANDATORY PRE-BID MEETING held at the Beardsley Pump Station at 10:00 a.m. on June 13, 2018 and additional changes to the Contract Documents after that time. The Pre-Bid Meeting Report and any items discussed during the meeting are not part of the Project Manual or Contract Documents. The Report is not binding and shall not be construed to have changed the Contract Documents. Any modifications to the Contract Documents are included in the Addendum section below.

B. PRE-BID MEETING REPORT

1. All attendees signed in at the start of the meeting and the meeting agenda was distributed. Sign-In sheet and meeting agenda are included as Attachments to the Addendum.
2. Alan Levy of Arcadis recited the contents of the agenda and a site tour was permitted.
3. Several questions were asked during the meeting and tour, and the following responses were provided:
 - i. **Question:** Pumping out wetwell and disposing of solids/grease; who is responsible?
Response: Contractor is responsible for removal of all contents of influent channels and wet wells, and is responsible for their cleaning as specified under 01 14 16 – 1.4.C.3.
 - ii. **Question:** Force Main As-builts should be posted on Town’s website.
Questions regarding the force main included: length, material, number and type of bends, elevation/profile.
Response: Available information on the Force Main has been posted for reference. Total Force Main Length is approximately 9,400 linear feet.
 - iii. **Question:** Are there any MBE/WBE Requirements?
Response: No.
 - iv. **Question:** Are there any AIS Requirements?
Response: No.
 - v. **Question:** Include information on property lines. Indicate limit of work or posed staging areas. Does the Contractor have to maintain public access from White Plains Road to the Park during construction?

Response: Contractor is limited to the area within the limit of disturbance (LOD) as indicated on sheet C-3. As indicated during the meeting, public access does not need to be maintained between White Plains Rd and the park.

vi. **Question:** Are building permit fees waived?

Response: No.

vii. **Question:** Who is responsible for electric and fuel usage during construction/bypass?

Response: Contractor, as required by 01 51 41 – 1.1.3.

viii. **Question:** Are there DAS Prequalification Requirements?

Response: Yes, see requirement in 00 41 13 Section 4.1 E.

ix. **Question:** Bypass Requirements. Do the contract documents indicate the bypass needs to be manned 24-hrs a day?

Response: Refer to Section 01 51 41 – 3.2. Physically manning the bypass pumping at all times is not required, however Contractor is responsible for maintaining its operation, and accordingly must respond in a timely manner to any issues 24 hours per day.

x. **Question:** Provide details on the capacity, size of the existing fuel tank to be demoed by the Contractor. Provide clarification as needed that the Contractor is responsible for disposing of sludge/solids remaining in the tank and demolition of the tank in accordance with State/Federal requirements including all permitting and sampling requirements.

Response: Contractor is responsible for disposing of sludge/solids remaining in the tank and demolition of the tank in accordance with State/Federal requirements. Tank Dimensions are as shown on G-5, with an approximate diameter of 5'-4".

xi. **Question:** Hazardous Survey Findings should also be posted on the Town's website for bidder's reference.

Response: Report has been posted for reference.

The following changes are hereby made part of and must be attached to the Project Manual and Contract Drawings:

C. CHANGES TO GENERAL INSTRUCTIONS

1. Section 7, INQUIRES & ADDENDUMS

DELETE alan.levy@arcadis.com and REPLACE with vanessa.mcpherson@arcadis.com

D. CHANGES TO PROJECT MANUAL

1. Insert new Section 05 54 63, Floor Access Hatch Covers as included in the Attachment to this Addendum.
2. Update Title for Section 31 23 19 from "Site Clearing" to "Dewatering".

3. Section 32 13 13, Concrete Paving. Revise Paragraph 1.1.A.1. as follows, “Concrete stairs, ramps, sidewalks, curbs, trench drains, and aprons.

E. CHANGES TO CONTRACT DRAWINGS

1. Sheet G-3. Existing floor hatches in Garage Area (Total of 3) to be removed and replaced per Detail on Sheet S-7.
2. Sheet S-3.
 - a. Modify Note regarding Access Hatches as follows: “Provide New 4’-8” x 4’-8” Access Hatch (Typ of 3). See Note 3.”.
 - b. Modify Note 3 as follows: “See Detail on Sheet S-7 ‘Typical Opening Reinforcing Details in Existing Walls and Slabs’ for Concrete modifications required for installation of new access hatches.”
3. Sheet M-3. Terminate 16” piping for Bypass Connection at El. 74.5 and provide blind flange closure.
4. Sheet H-2. Modify ductwork connection between Odor Control Adsorber Vessels to include Normally Closed Damper for Isolation.
5. Sheet H-4. Provide Temperature Gauge on Indirect Water Heater.
6. Sheet E-2. Add Note 5 as follows: “Maintain a minimum separation distance of 12-inches between pump power and control conduits and cables in routing from the pump to the VFD.”

ATTACHMENTS:

- A. Mandatory Pre-Bid Meeting Agenda (3 Pages).
- B. Sign-In Sheet from Mandatory Pre-Bid Meeting (2 Pages).
- C. Section 05 54 63, Floor Access Hatch Covers (5 Pages).

REQUESTS FOR INFORMATION/ CLARIFICATION:

1. Question: How many days are the bids good for? The Notice to Proposers and the Bid Form #00 41 13-1 both state 90 days, however Pg. 2 of the General Instructions and Pg. 14 of the Proposal both state 120 days.

Response: Bids will be held for 120 days

2. Question: When is Substantial Completion? Spec. Sect. 00 41 13-5 states 480 days, however Spec. Sect. 00 52 13-6 states 450 days.

Response: Contract period is 480 days

3. Question: Could you change the requirement for the number of copies of the bid be changed to just one original and zero copies? (4) sets as required in the General Instructions Pg. 2 is both cumbersome and time consuming when the Estimators have to write in last minute details.

Response: One original and 3 copies are required of the bid proposal.

4. Question: Can you please confirm that per specification 43 21 39.13 (submersible end suction pumps) section 1.3.B.4 that it is the pump manufacturers responsibility to supply the VFDs with the pumps?

Response: Confirmed. Also refer to Section 26 29 33 – 1.1.B.

END OF ADDENDUM NO. 2

**TOWN OF TRUMBULL, WATER POLLUTION CONTROL AUTHORITY
RFP # 6297
TRUMBULL BEARDSLEY PUMP STATION COMPREHENSIVE UPGRADE
MANDATORY PRE-BID CONFERENCE AGENDA**

Date: June 13, 2018
 Location: Beardsley Pump Station, 119 White Plains Road, Trumbull, CT
 Time: 10:00 AM

1. Introductions

Attendance at the Pre-Bid Conference is mandatory. The sign-in sheet must be signed at the Pre-Bid Conference.

2. Project Description

- a. Bid Date: July 11, 2018 at 2:00 PM
- b. Bid Documents: Electronic copies available at:
www.trumbull-ct.gov
<http://das.ct.gov/portal>
Hard copies may be purchased from:
 Digiprint, 909 Main St, Stratford, CT 06615
- c. Bids to be held: 120* calendar days
- d. Bid security: 10%
- e. Duration: 480* calendar days for Substantial Completion
- f. Bonding: 100% Performance and Payment Bond
 10% Maintenance Bond due at Substantial Completion
- g. Prevailing Wage Rates: Yes
- h. Contract signing: As specified in Section 20 of the General Instructions (Page 2 of 16), and the Proposal (page 14 of 16)

i. Insurance,

Commercial General Liability	Each Occurrence	Aggregate
Bodily Injury Liability	\$2,000,000	\$5,000,000
Property Damage Liability	\$1,000,000	\$5,000,000
Personal Injury Liability	\$1,000,000	\$5,000,000
Comprehensive Auto Liability	Each Occurrence	Aggregate
Including coverage of owned, non-owned & rented vehicles	\$2,000,000	\$5,000,000

The project generally consists of the following:

1. Site work including but not limited to the removal and replacement of site draining, paving, and walkways.
2. Installation of new pumps and piping
3. Installation of new electrical and control systems

TOWN OF TRUMBULL, WATER POLLUTION CONTROL AUTHORITY
RFP # 6297
TRUMBULL BEARDSLEY PUMP STATION COMPREHENSIVE UPGRADE
MANDATORY PRE-BID CONFERENCE AGENDA

4. Installation of new standby generator
5. Bypass pumping around the existing pump station in support of work in existing wet well, including but not limited to cleaning and repair of existing concrete, installation of bar screens and wet well isolation gates, and installation of protective coating.
6. Installation of new doors, windows, louvers, and attic access door.
7. Construction of CMU wall within garage to separate garage from stairwell.
8. New aluminum handrail and railing
9. New control room flooring and office furniture
10. New bathroom fixtures and finishes
11. New support columns
12. Installation of new HVAC equipment and associated ductwork and piping.
13. Installation of new plumbing fixtures and piping
14. Disposal of hazardous materials as required to perform the work. A hazardous materials survey was performed and may be viewed at Trumbull Town Hall (see SC-5.06)
15. Coordination with United Illuminating to install new utility main
16. Coordination with Southern Connecticut Gas Company to install new natural gas service connection

3. Communication and Correspondences During Bidding

All questions shall be received by email no later than 5:00 PM July 5, 2018 in order to be considered. All technical inquiries regarding this request may be directed to Arcadis U.S., Inc (alan.levy@arcadis.com) and copy Frank Smeriglio, Town of Trumbull, Engineering Department, (203) 452.5050) (fsmeriglio@trumbull-ct.gov). All other questions shall be directed to Kevin Bova 203.452.5042 Kbova@trumbull-ct.gov .

4. PROJECT REQUIREMENTS

- Progress Meetings (01 31 19.23)
 - One progress meeting each month with all team members.
- Coordination with Owner Operations (01 14 16)
 - Temporary pumping will be required to perform work.
 - Facility must remain operational at all times. If an unscheduled shutdown or interruption occurs as a result of the Contractor not complying with the Contract Documents, the Contractor will be responsible for any fines or penalties issued by authorities having jurisdiction.
- Schedule of Values (01 29 73) and Progress Schedule (01 32 16)
 - Preliminary schedule of values and progress schedule required within ten days of Notice to Proceed.

TOWN OF TRUMBULL, WATER POLLUTION CONTROL AUTHORITY
RFP # 6297
TRUMBULL BEARDSLEY PUMP STATION COMPREHENSIVE UPGRADE
MANDATORY PRE-BID CONFERENCE AGENDA

- Approved schedule of values and progress schedule updates will be the basis for preparing each application for payment. Payment applications will not be paid until these have been submitted.
- Submittals (01 33 00)
 - Submit preliminary schedule of submittals within ten days of Notice to Proceed.
- Progress Payment Procedures (01 29 76)
 - Applications for payment shall be in the form of EJCDC document C-620, “Contractor’s Application for Payment).
 - Review payment application with resident project representative, then submit three originals of each complete Application for Payment to Engineer
 - Certified payrolls must be submitted for the contractor and any subcontractors with payment application
- Project Record Documents (01 78 39)
 - Maintain record documents in Contractor’s field office.

5. Site Tour

Prospective bidders will be allowed to tour the facility following the conclusion of the Mandatory Pre-Bid Conference.








6. Addenda

- a. Addenda are planned for this project as follows:
 1. Sign in sheets as well as questions and answers from this pre-bid conference
 2. Clarifications in response to written questions received
 3. Other general changes to specifications and plans

TOWN OF TRUMBULL
WPCA
REQUEST FOR PROPOSALS
TRUMBULL BEARDSLEY PUMP STATION COMPREHENSIVE UPGRADE

RFP # 6297 DUE: July 11, 2018 at 2:00PM

A Mandatory pre-bid conference will be held Jun 13, 2018, at 10 am the Beardsley Pump Station, 119 White Plains Road, Trumbull CT. Attendance at the pre-bid conference is mandatory.




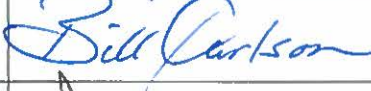





Printed Name	Signature	Company / PHONE /EMAIL
Wade Chubert		Structural 203-269-7552 wchubert@structural.net
Frank Mastriano		L. Holzer Electric Co. 203-335-4204 estimating@holzerelectric.com
AMANDA BUTLER		VORTEX TURNKEY 617-470-4937 ABUTLER@VORTEXCOMPANIES.COM
Vincent Parete		LaROSCe Building Group 203-235-1770 vparete@LaROSCe.com
Andy Colver		Godwin Pumps 207-233-8322 Andrew.Colver@Xyleminc.com
L. Brunoli		L. BRUNOLI, INC. 860 860 676 9900
S. Umr		sumur@goflet.com

B E C O R

TOWN OF TRUMBULL
WPCA
REQUEST FOR PROPOSALS
TRUMBULL BEARDSLEY PUMP STATION COMPREHENSIVE UPGRADE

RFP # 6297 DUE: July 11, 2018 at 2:00PM

A Mandatory pre-bid conference will be held Jun 13, 2018, at 10 am the Beardsley Pump Station, 119 White Plains Road, Trumbull CT. Attendance at the pre-bid conference is mandatory.

Printed Name	Signature	Company / PHONE /EMAIL
KEVIN BOVA		Town of Trumbull
Nelson Algorin		Nutmeg Utility 203-272-2291 nelsona@nutmegutility.com
NIKOLAI JAREMKUS		HESCO (860) 575-1425 njaremka@hesconet.com
Bill Carlson		B+W Paving and Landscaping LLC betty@bandwpaving.com
JOHN GENNARINI		GENNARINI CONST CO @AOL.COM 203 366-8957
David Allen		KOVACS Const Corp 203-793-4022 dallen@kococo.com
GUY BURNS		DELRAY CONTRACTING 860-870-8100 GBURNS@DELRAYINC.COM
Craig Lyons		BADGER DAY LIGHTING 203-585-4303 CLYONS@BADGERINC.COM
DAVID TISO		CH NICKERSON 860-489-0455 dtiso@chnickerson.com

SECTION 05 54 63

FLOOR ACCESS HATCH COVERS

PART 1 – GENERAL

1.1 DESCRIPTION

- A. Scope:
 - 1. CONTRACTOR shall provide all labor, materials, equipment and incidentals as shown, specified and required to furnish and install floor access hatch covers.
 - 2. The Work also includes:
 - a. Providing openings in and attachments to floor access hatch covers to accommodate the Work under this and other Sections, and providing for floor access hatch covers items such as anchorage devices, and all items required for which provision is not specifically included under other Sections.
- B. Coordination:
 - 1. Review installation procedures under this and other Sections and coordinate the installation of items to be installed with or before floor access hatch covers Work.
- C. Related Sections:
 - 1. Section 09 91 00, Painting.

1.2 REFERENCES

- A. Standards referenced in this Section:
 - 1. AASHTO Standard Specifications for Highway Bridges.

1.3 QUALITY ASSURANCE

- A. Qualifications:
 - 1. Manufacturer:
 - a. Manufacturer shall have not less than five years experience producing products substantially similar to those specified and, upon ENGINEER's request, shall submit documentation of not less than five satisfactory installations in place for not less than five years each.
- B. Component Supply and Compatibility:
 - 1. Obtain all products included in this Section regardless of the component manufacturer from a single floor access hatch covers manufacturer. Furnishing covers from more than one manufacturer is unacceptable.

2. Floor access hatch covers manufacturer shall prepare, or shall review and approve, all Shop Drawings and other submittals for all components furnished under this Section.
3. Components shall be suitable for specified service conditions and shall be integrated into the overall assembly by the floor access hatch covers manufacturer.

1.4 SUBMITTALS

- A. Action Submittals: Submit the following:
 1. Shop Drawings:
 - a. Detailed plans and other drawings showing location of products and direction of door swing; floor access hatch cover schedules indicating cover location, material, type, loading capacity, and other information; and fabrication details for the access hatch covers Work, including materials, thickness of metals, finishes, latching or locking provisions, type of anchorages, and accessory items.
 2. Product Data:
 - a. Copies of manufacturer's literature and specifications for each type of floor access hatch incorporated in the Work.
- B. Informational Submittals: Submit the following:
 1. Supplier Instructions:
 - a. Installation data, including setting drawings and templates.
 2. Qualifications Statements:
 - a. Manufacturer, when requested by ENGINEER.

1.4 DELIVERY, STORAGE AND HANDLING

- A. Packing and Shipping:
 1. Protect mill finish and other finish during shipping and installation by an attached, adhesive-backed vinyl material that is removable during and after installation of the access hatch cover.
- B. Storage and Protection:
 1. Protect steel members and packaged materials from corrosion and deterioration.

1.5 WARRANTY

- A. General Warranty: The special warranty specified in this Article shall not deprive OWNER of other rights or remedies OWNER may otherwise have under the Contract Documents and shall be in addition to, and run concurrent with, other warranties made by CONTRACTOR under the Contract Documents. The obligations of CONTRACTOR under the Contract Documents shall not be limited in any way by the provisions of the specified special warranty.
- B. Special Warranty:

1. Provide manufacturer's written warranty, running to the benefit of OWNER, agreeing to correct, or at option of OWNER, remove or replace structural components of the products specified in this Section found to have defect in material and workmanship during a period of five years after the date of Substantial Completion.

PART 2 – PRODUCTS

2.1 GENERAL

A. General:

1. Provide manufacturer's standard fabricated access hatch cover units, modified when necessary to comply with the Contract Documents. Where standard units are not available for the sizes and types required, provide custom-fabricated units of the same quality as manufacturer's similar standard-sized units.
2. Fabricate each access hatch cover unit in the shop, complete with anchors, gaskets, hardware, and accessory items, as required.

- B. Provide floor access hatch covers in accordance with Table 05 54 63-A, Floor Access Hatch Covers Schedule:**

TABLE 05 54 63-A, FLOOR ACCESS HATCH COVERS SCHEDULE

Size		Material	Leaf Type	Frame Type	Remarks
Width (inches)	Length (inches)				
4'-8"	4'-8"	Aluminum	Double	Channel	(3) Pump Removal Hatches

2.2 CHANNEL-FRAME TYPE ACCESS HATCH COVERS

A. Aluminum Floor Access Hatch Covers (H-20 Loading) – Channel Frame Type:

1. Design Live Load: H-20 truck loading in accordance with AASHTO Standard Specifications for Highway Bridges, intended for use in off-street locations that may occasionally be subject to H-20 wheel loads.
2. Products and Manufacturers: Provide one of the following:
 - a. Double-Leaf Door Aluminum Access Hatch Cover:
 - 1) Model THD, by U.S.F Fabrication.
 - 2) Type JD-AL H-20, by The Bilco Company.
 - 3) Or equal.
3. Cover: Not less than 1/4-inch thick, aluminum diamond-pattern plate cover with stiffener plates, as required. Provide flush drop-handle for lifting the cover.
4. Frame: Extruded aluminum channel frame with manufacturer's standard anchor tabs or continuous anchor flange around the perimeter for anchorage to concrete.

5. Drain Coupling: 1.5-inch diameter NPT threaded drain coupling welded under the channel frame for connection of a drain pipe.
6. Gasket: EPDM gasket mechanically attached to the channel frame.
7. Hinges: Type 316 stainless steel, heavy-duty butt hinges with Type 316 stainless steel pin fastened to door with Type 316 stainless steel tamper resistant bolts.
8. Latch: Type 316 stainless steel, watertight, slam-type latch with inside lever handle and outside removable exterior turn/lift handle fastened to leaf (door) with tamper-resistant Type 316 stainless steel bolts. Latch release shall be protected by a flush, gasketed, removable screw plug.
9. Lift Assistance: Open-style stainless steel compression springs with Type 316 stainless steel guide tubes. Automatic Type 316 stainless steel hold-open arm with grip handle release.
10. Fall-Through Prevention System: Provide access hatch cover manufacturer's standard safety grating of FRP or aluminum, constructed for live load capacity of not less than 300 psf. Provide hinges and lift-assist to allow grating sections to automatically lock in place in full-open 90-degree position. Provide hold-open arm and release assembly of aluminum or Type 316 stainless steel. Grating shall be colored OSHA "Safety Yellow" or "Safety Orange".
11. Finish: Mill finish.

PART 3 – EXECUTION

3.1 INSPECTION

- A. Examine areas and conditions under which floor access hatch cover Work will be performed and notify ENGINEER in writing of conditions detrimental to proper and timely completion of the Work. Do not proceed with the Work until unsatisfactory conditions are corrected.

3.2 INSTALLATION

- A. Install floor access hatch covers in accordance with approved Shop Drawings and other approved submittals, the Contract Documents, and manufacturer's instructions.
- B. Set floor access hatch covers level and true to line or grade, without warp or rack.
- C. Drain Piping for Channel Frames:
 1. Provide PVC drain piping from the floor access hatch cover channel frame and route to the sump pit in a manner that does not obstruct access for equipment removal or facility operations and maintenance.
 2. After installation, fill drain piping with water. Drain piping shall be free of visible leaks.

- D. Protection of Aluminum from Dissimilar Materials: Coat surfaces of aluminum in contact with dissimilar materials such as concrete, masonry, steel, and other metals in accordance with Section 09 91 00, Painting.

3.3 ADJUSTING AND CLEANING

- A. Adjust leafs of floor access hatch covers as necessary to provide proper operations.
- B. Remove stains, concrete splatter, oils, grease, and other foreign materials necessary and provide clean, finished surfaces.

+ + END OF SECTION + +